



ARCATA FIRE DISTRICT

BOARD OF DIRECTORS

*Nicole Johnson (Division 2) – President, Randy Mendosa (Division 3) – Vice-President,
Rene Campbell (Division 1) – Director, Elena David (Division 4) – Director,
David Rosen (Division 5) – Director*

***Regular Board Meeting
September 8, 2020
5:30 p.m.***

Location: Remote Via Zoom

In order to meet the State required Shelter in Place mandate, this Regular Board Meeting of the Board of Directors for the Arcata Fire Protection District will be held via remote access using Zoom.

You may join from a smart device or computer by copy and pasting this link into your web browser: <https://us02web.zoom.us/j/551748203>

Meeting ID: 551 748 203

AGENDA

1) CALL TO ORDER

2) PLEDGE OF ALLEGIANCE – Suspended during Shelter in Place

3) ATTENDANCE AND DETERMINATION OF QUORUM

4) APPROVAL OF AGENDA

5) PUBLIC COMMENT

Any person may address the District Board on any subject pertaining to District business, which is not listed on the agenda. This comment is provided by the Ralph M Brown Open Meeting Act (Government Code § 54950 et seq.) and may be limited to three (3) minutes for any person addressing the Board. Any request that requires Board action may be set by the Board for a future agenda or referred to staff.

6) CONSENT CALENDAR

Consent calendar items are considered routine and are acted upon by the Board with a single action. Members of the audience wishing to provide public input may request that the Board remove the item from the Consent Calendar. Comments may be limited to three (3) minutes.

- | | |
|-----------------------------------------------------------------------------------------------------------------------------------|---------------|
| 6.1 Approval of Minutes from August 11, 2020 Regular Meeting | Pg. 4 |
| 6.2 August 2020 Financial Report | Pg. 13 |
| 6.3 Approve Exemption and Outstanding Payment Write-Offs to Specific Parcels for the 1997 Special Tax and 2006 Benefit Assessment | Pg. 25 |
| Attachment 1- List of Parcels for Exemption or Write-Off | Pg. 26 |

7) PUBLIC HEARING

These are items of a Quasi-Judicial or Legislative nature. Public comments relevant to these proceedings are invited.

7.1 Consider Adoption of Resolution 20-226 Finalizing the Annual Budget for Fiscal Year 2020/21	Pg. 27
Attachment 1 – Proposed Final Budget	Pg. 29
Attachment 2 – Resolution 20-226 and Exhibit A, Final Fiscal Year 2020/21 Budget	Pg. 37
Attachment 3 – Tax Income Projections Worksheet	Pg. 40

8) OLD BUSINESS

8.1 Measure F Update	Pg. 45
----------------------	---------------

9) NEW BUSINESS

9.1 Consider New Account with Coast Central Credit Union	Pg. 46
Attachment 1 – Member Business Account Rates Sheet	Pg. 47
9.2 Consideration of Petition for Adjustment of Fire Assessment Fees	Pg. 48
Attachment 1 – Petition and Supporting Documents	Pg. 50
9.3 Status of Repairs Needed for Fire Apparatus	Pg. 61

10) CORRESPONDENCE

10.1 Thank you letter from Janice Funke – Battalion Chief Campbell, Captain Lillard and Firefighter Sakkis	Pg. 63
10.2 Candidacy Results for Board from Office of Elections	Pg. 64
10.3 Letter of support for ballot Measure F by the Humboldt County Board of Supervisors	Pg. 65
10.4 Letter of Commendation from Local 4981 President to VLU Members Roy Willis and Sophie Levy-Sheon	Pg. 66
10.5 Thank you note and home-made bread from the Harnden’s regarding the Barn Fire on August 23, 2020 – Firefighters Benelisha & Smith, Captains Lillard and McDonald, Battalion Chief Campbell, Chief McDonald, Volunteer Logistics members Campbell, Levy-Sheon, White and Willis.	Pg. 67

11) MONTHLY ACTIVITY REPORTS

11.1 Chief’s Report	Pg. 68
11.2 Committee Reports	
11.3 Director Matters	
11.4 Bargaining Group & Association Reports	Pg. 73

12) CLOSED SESSIONS

At any time during the regular session, the Board may adjourn to closed session to consider existing or anticipated litigation, liability claims, real property negotiations, license and permit determinations, threats to security, public employee appointments, personnel matters, evaluations and discipline, labor negotiations, or to discuss with legal counsel matters within the attorney-client privilege.

There is no closed session scheduled.

13) ADJOURNMENT

Next Regular Board Meeting is scheduled for **October 13, 2020 at 5:30 pm.**

Prepared by: *Becky Schuette, Clerk of the Board*

The Arcata Fire Protection District ("District"), in compliance with the Americans with Disabilities Act ("ADA"), individuals who require special accommodations to access, attend and/or participate in District board meetings due to a disability, shall make their request by calling (707)825-2000, no later than 48 hours in advance of the scheduled meeting time. In compliance with Government Code Section 54957.5, non-exempt writings that are distributed to a majority or all of the Board in advance of a meeting may be viewed at 2149 Central Avenue, McKinleyville, California or at the scheduled meeting. In addition, if you would like a copy of any record related to an item on the agenda, please contact the Board Secretary, at (707) 825-2000.

The meeting agenda is posted at least 72 hours in advance of regular scheduled meetings, at the following locations:

- *District's Headquarters' Building, 2149 Central Avenue, McKinleyville, CA 95519*
- *Arcata Downtown Station, 631 9th Street, Arcata, CA 95521*
- *Mad River Station, 3235 Janes Road, Arcata, CA 95521*
- *The Arcata Fire Protection District website: www.arcatafire.org*



MINUTES

Regular Board Meeting

August 11, 2020

5:30 p.m.

Location: Remote Via Zoom

Board of Directors

*Nicole Johnson (Division 2) - President, Randy Mendosa (Division 3) - Vice-President,
Rene Campbell (Division 1) - Director, Elena David (Division 4) - Director
David Rosen (Division 5) - Director*

1. CALL TO ORDER

The regular session of the Board of Directors for the Arcata Fire District was called to order by President Nicole Johnson at 5:34 pm.

2. PLEDGE OF ALLEGIANCE

There was no pledge of allegiance.

3. ATTENDANCE AND DETERMINATION OF A QUORUM

The meeting continued with a quorum and the following were present remotely via zoom: President Nicole Johnson, Vice President Randy Mendosa, Director Rene Campbell and Director David Rosen. Director Elena David was having technical difficulties with her phone and joined the meeting at 5:40 pm.

Additional District administrative staff included Fire Chief Justin McDonald, Battalion Chief Sean Campbell and Board Secretary Becky Schuette.

4. APPROVAL OF AGENDA

There were no Director or public comments at this time.

It was moved to approve the agenda.

Prior to the vote, Board Secretary Schuette pointed out that the Consent Calendar item 6.2 should have read July Finance Report instead of June.

The motion was restated by Director Mendosa.

It was moved to approve the agenda with the noted correction by the Clerk to Item 6.2.

Motion: Mendosa; **Second:** Campbell

Roll Call: **Ayes;** Campbell, Mendosa, Rosen and Johnson. **Absent;** David

Motion Carries

5. PUBLIC COMMENT

Public member Roy Willis commented at this time. He queried the Board if there would be Town Hall Meetings similar to those that occurred for Measure R. President Johnson

deferred to the Chief who advised that he planned to discuss it later under 9.1, but there are plans to get what are likely going to have to be Zoom meetings to involve the public. Director David joined the meeting at this time, 5:40 pm.

6. CONSENT CALENDAR

6.1 Approval of Minutes from July 14, 2020 Regular Meeting

6.2 ~~June~~ July 2020 Finance Report

Director Rosen questioned if there were July revenue accruals posted to our County Treasury and the Chief explained that we were waiting on the County to finish the fiscal year end postings.

There were no further comments from the Board and no public comments.

It was moved to approve the consent calendar.

Motion: Rosen; Second: Campbell

Roll Call: Ayes; Campbell, David, Mendosa, Rosen and Johnson

Motion Carries

7. PUBLIC HEARING

There was no public hearing.

8. OLD BUSINESS

8.1 2020 Biennial Review of the Conflict of Interest Code: Clerk/Secretary Schuette advised the Board that there had been no requests for updates or changes prior to the meeting.

There were no further comments from the Board or the public.

It was moved to authorize the Fire Chief to sign the 2020 Local Agency Biennial Notice indicating no amendments required, for submission to the Elections Office by the Board Clerk/Secretary.

Motion: Mendosa; Second: Campbell

Roll Call: Ayes; Campbell, David, Mendosa, Rosen and Johnson

Motion Carries

9. NEW BUSINESS

9.1 Measure F Pass/Fail 5 Year Plan Overview 2020 Biennial Notice of Conflict of Interest Code: Chief McDonald reviewed his staff report aloud indicating this is the "what if" in the event of pass or fail of Measure F. He finished asking if there were any questions for him.

Roy Willis, AVFA member and Chair of the Friends of Arcata Fire Committee, spoke at this time on the Arcata downtown station, the loan and commented on what might happen to the building and AFVA if the measure fails.

President Johnson asked if there were any Director comments at this time and Director Mendosa commented on the special relationship between the AVFA and the District.

President Johnson read aloud a Public comment received via Zoom chat from:
Grayson (no last name)

Verbal public comments were received from:
Barbara Georgianna
Paul Nicholson

These comments were followed by a lengthy discussion about the closure of stations, the loss effects to the AVFA, and what the District plans to do in the interim time between passing of the Measure F and 2022, when the tax dollars are actually received. Other discussion regarding public information and media release of the "what if" information of pass or fail and clarification on the cost of the Special Tax to property tax assessments. The tax is based on property use, not on the value of the property.

Chief McDonald added information about queries from the community regarding pay cuts and changes in insurance for staff and retirees in order to save money. He explained that the District is bound by labor laws and contracts with employee and retirees. The District cannot unilaterally decrease or change benefits and pay without going through the negotiations process, as well as meet and confer. It is not as simple as just cutting benefits and pay.

Director Mendosa commented regarding public comments he has received regarding the District dropping to just one station. One station would be safer for staff, however, it would also mean larger fires because of the effect on response times. Further discussion on the particular topic was followed by a question from Director Mendosa regarding existing policies for entry (two in, two out) during fires and more discussion on the safety of two firefighters on an engine.

President Johnson read aloud another chat comment from Grayson.

President Johnson, Directors Campbell and Mendosa had a few final comments on the topic.

This item was for information only and will be returned to the next Regular meeting agenda.

10. CORRESPONDENCE

President Johnson reviewed the correspondence and read the letter from Mr. Mackinney aloud.

There were no comments or questions from the Board and no public comments.

11. MONTHLY ACTIVITY REPORTS

11.1 Chiefs Report - Chief McDonald reviewed his staff report aloud.

11.2 Committee Reports - There were no committee reports.

11.3 Director Matters - There were no comments from the Directors. President Johnson congratulated Anthony Benelisha for being back to full duty and healthy.

11.4 Bargaining Group & Association Reports

Local 4981 - Vice President Scott Gordinier addressed the Board and read a prepared document he wrote on effects that the new dispatch model is having on firefighters wellbeing and sleep cycle and the potential risk to firefighter and public safety. Following discussion he advised the Board that he would be emailing the information to the Directors. This emailed information will be an attachment to these minutes.

Director Mendosa queried that if the topic were to be made a future agenda item, what type of recommendation would the Local have for the Board to consider in order to improve the situation. Firefighter Gordinier responded to the query by advising that the conversation would be meet and confer and the Local could not discuss it on advice of counsel.

Senior Management Group - Battalion Chief BC Campbell SMG commented in agreement to the concerns by the Local regarding safety.

Arcata Volunteer Firefighters Association (AVFA) - Rob Cannon reviewed his report indicating they are still waiting to hear back from the Simpson Foundation. Walmart did not fund the grant application. They are still waiting for a response from California Fire Foundation as well. The only other addition to the report was that Redwood News would be interviewing him regarding the reopening of the CPR program.

12. CLOSED SESSION

There was no closed session scheduled.

13. ADJOURNMENT

Motion to adjourn.

Motion: Campbell; **Second:** Mendosa

Meeting adjourned by President Johnson at 6:54 pm.

The next Regular Meeting is scheduled for **September 8, 2020 at 5:30 pm.**

Respectfully submitted,

Becky Schuette
Clerk of the Board

08/11/20 – AFD Board Meeting – Local 4981 Report

- Recently District has changed its Dispatch model and we would like to tell you how it is going.
- First, a recap of the system that we had for years prior:
 - We have been dispatched by Cal Fire 's Emergency Command Center. When a call would come in an alert tone would sound at the station and the dispatcher would notify us of the type of incident, incident location, and the unit or units that are assigned to the incident. There were five commonly used alerting tones that were specific to the duty chief, Arcata station, Mad River station, McKinleyville station and the All-Call tone. For example, if there was a medical call at night in downtown Arcata, the dispatcher would select the Arcata station tone which would activate the Arcata station alerting system. The crews wake up to the sound of the tone and the lights automatically turn on, the crew hear the dispatcher speak through the speakers about the call, and the Arcata crew respond to that incident. The Mad river station and the McKinleyville station would be quite – they would not be notified since the call did not involve them. Another example would be if there was a structure fire or some other larger incident that required all crews plus the duty chief to respond, then the dispatcher would select the All-Call tone. This would activate all the station alerting systems and the dispatcher would verbally announce each and every unit that was assigned to the incident. All crews would be alerted because they are all needed. This is a common dispatch model that is used by most career fire departments in the state.
- Within the last several weeks, the district approved reducing our dispatch service.
 - There are no longer 5 different alerting tones but rather just one, the old All-Call tone. It is now used for all incidents big and small. Now with every call, the duty chief, all three stations, and volunteers are alerted of every call. The lights turn on at every station. And every station hears the radio traffic – which at a minimum includes the dispatch, crew leaving, crew on scene, and crew returning. The crews at every station hear this, regardless of whether that station is being dispatched to the call or not. This model that is intended to be used all volunteer fire departments. This model does not work well for career fire departments such as ours with multiple stations. We are regressing.
 - This has been partially acknowledged by admin and two changes are in the works. First, there is talk of creating a second tone that doesn't alert volunteers. Unfortunately, however, this doesn't change the alerting system at the stations with on duty crews. Second, chief has made it so lights don't come on at Mad River station when a call comes in. This is helpful because unlike the other two stations where the lights are soft and red, MR station lights are florescent white lights which are brutal to wake up to.
 - We appreciate those challenges are being addressed or discussed, however this dispatch model still produces some big changes for the crews that we want to share with you.
 - 1) The dispatcher no longer announces the names of the units assigned to the incident.

- For example, if there was a medical aid in the Arcata response area, where the dispatcher used to say “for engine 8215 and Arcata ambulance, medical aid at 123 Main St.” the dispatcher will now say “for Arcata fire and Arcata ambulance medical aid at 123 Main St.”
 - This requires crews at the two staffed stations to figure out whether or not they have to respond to the incident. If they are not sure if they should respond, admin has advised the crews to just head to the call. That is not a very strategic use of resources.
 - 2) We are experiencing an increase in radio traffic from other departments.
 - We have always operated on our own radio channel, known as Arcata fire main or Arcata fire net. Arcata fire exclusively operated on this channel. It was only used by other fire departments if they were assisting us at one of our incidents. Now Arcata fire operates on a radio channel known as Humboldt county fire net, which is used by every fire agency in Humboldt county other than HBF, Fortuna, and Cal Fire, which is over 30 departments. Also note, these are volunteer fire departments using this channel– using a dispatch system appropriate for them – not for a career department.
 - 3) Lastly, As mentioned earlier, the lights will come on at Arcata and McKinleyville and radio traffic is heard at all stations, which at night will wake up crews that are uninvolved further disrupting crew sleep cycles and fatiguing staff. Staff that are already operating at bear bones.
 - This is a significant negative change for our crews. And has with out doubt negatively impacted our working conditions, and ability to serve the public.
- We have two main concerns with this new model: Public Safety and Firefighter Safety.
 - Concern 1 - Public safety
 - As I described, we are not actually dispatched, we are just notified that there is an incident and notified of the location of the incident. The engine captains at both stations make decisions independently on which apparatus goes and how many apparatuses go.
 - This is even more confusing because we are constantly rotating stations due to low staff and station closures. Since we are constantly changing stations the response boundaries for each station is also constantly changing. It can be unclear who is responsible for calls, especially in places toward Blue Lake or Manila. Our district is 64 square miles and some captains don’t know areas as well as others because they don’t work there as often. Add both of those to the fact that captains are making these decisions as they wake up. Because we only have two staffed engines now, our crews are busier.
 - We are now also woken up for a call we don’t need to go to and kept awake by radio traffic as the other crew attends the call. We are now making decisions about calls that 1) we never had to make and 2) we’re

making these decisions while we are more tired than usual. This dispatch model and the confusion it brings has and will contribute to delayed response times which can obviously be detrimental to the public. The fatigue can also cause mistakes – and we cannot afford to make these types of mistakes when it comes to the safety of our public. That is unacceptable.

- Sharing our channel with many departments also makes it much easier to miss radio traffic or have a different department talking over our communications. This does not only hurt our operations – it hurts theirs as well.
- Concern 2 – Firefighter safety
 - This dispatch model significantly impacts firefighter safety. Already our safety is impacted by being low staffed – we are staffed at 50% of the national standard, a standard which is there to keep us and the public safe. When we all chose to become FF we knew we would be woken up at night to serve the public – I’m not complaining about doing our job, it’s something we all love to do – but advances in behavioral and health science have shown the impact of sleep deprivation and other job stressors on the first responder staff.
 - There are so many research studies that show mental and physical illness in firefighters are linked to sleep deprivation. Current research indicates that sleep deprivation is associated with decreased vigilance, cognitive speed, alertness, mental performance; impaired memory; increased sleepiness; fatigue, and depression; poor quality of life; substance abuse; and increased risk for cardiovascular events, digestive disorders, obesity, diabetes, obstructive sleep apnea, and altered immune response. You can easily find more information with a quick google scholar search on these issues. We do not talk enough about the mental and physical illnesses that befall firefighters – they are real and have impacted our community. People in our own union have been and are currently dealing with some of these issues – and we would like you to take this seriously.
 - The District has listened to this science in the past and made improvements – for examples: In 2013 we changed to 48/96 from a Kelly schedule. In 2016 we installed silent stations which reduces the times crews are woken up because they are not listening to other stations at night. These are positive steps the district has taken to take care of its crew...but now, as mentioned, we are recessing, and our union is concerned.
 - The changed dispatch system is subjecting our crews to reduced sleep. It is imperative that we avoid our crews from being awoken at night for no reason in order to help decrease this job stressor. We kindly ask that you please consider and prioritize our safety... including our mental and physical health...because the mental and physical health of our union members is directly tied to the District’s ability to serve our community.
- I’ll conclude this by saying
 - Our union is entering a meet and confer process with the District to discuss these concerns and potential solutions.
 - Thank you for listening to our update on the new dispatch system.

Research:

The effects of sleep deprivation on firefighter and EMS responders (2007)

<file:///C:/Users/Kristen/Downloads/progssleep-sleepdeprivationreport.pdf>

Final Report from the International Association of Fire Chiefs

Mental health conditions, individual and job characteristics and sleep disturbances among firefighters (2012)

<https://journals.sagepub.com/doi/abs/10.1177/1359105312443402>

This study aimed to assess the associations between mental health conditions, individual and job characteristics and sleep disturbances among firefighters. Of 303 participants, 51.2% reported sleep disturbances. Psychological distress and psychosomatic disturbances were significantly associated with sleep disturbances. Suicidal ideation, unhealthy alcohol use and time as a firefighter were also associated with sleep disturbances but at a borderline level of significance ($0.05 < p < .085$). These findings may be related to the psychological and physical hazards of firefighting and indicate the importance of research on associated professions.

Sleep Problems, Depression, Substance Use, Social Bonding, and Quality of Life in Professional Firefighters (2012)

<https://www.ncbi.nlm.nih.gov/pmc/articles/PMC3486736/>

Small-to-medium correlations were identified between sleep deprivation, depression, physical/mental well-being, and drinking behaviors. High-risk behaviors that impact psychosomatic well-being are prevalent in professional firefighters, which require environmental and individual-based health promotion interventions. The inter-correlation relationships between such behaviors, therefore, need to be explored in further details.

Sources of Occupational Stress Among Firefighter/EMTs and Firefighter/Paramedics and Correlations with Job-related Outcomes (2012)

<https://www.cambridge.org/core/journals/prehospital-and-disaster-medicine/article/sources-of-occupational-stress-among-firefighter-emts-and-firefighter-paramedics-and-correlations-with-job-related-outcomes/2A31B4FB1BAE938A2F3F0884D219A6E8>

A factor analysis of replies yielded 14 statistically independent "Occupational Stressor" factors which together accounted for 66.3% of the instrument's variance. These Sources of Occupational Stress (SOOS) factor scale scores essentially did not correlate with a measure the social desirability test-taking bias. Final SOOS factors were identified that correlated with job satisfaction and work-related morale of the respondents. Conflict with administration was the job stressor factor that most strongly correlated with reports of low job satisfaction and poor work morale in both study groups.

Exploring Occupational and Health Behavioral Causes of Firefighter Obesity: A Qualitative Study (2013)

<https://onlinelibrary.wiley.com/doi/abs/10.1002/ajim.22151>

Analysis revealed five main themes of central importance to firefighters: (1) fire station eating culture; (2) night calls and sleep interruption; (3) supervisor leadership and physical fitness; (4) sedentary work; and (5) age and generational influences. The results showed a strong interrelationship between occupational and health behavioral causes of obesity in firefighters. The relevance of these qualitative findings are discussed along with the implications for future obesity interventions with firefighters.

An evaluation of firefighter sleep quality (2015)

https://www.researchgate.net/profile/Todd_Smith17/publication/283719893_An_evaluation_of_firefighter_sleep_quality/links/5644ae8608ae9f9c13e56822.pdf

Sleep patterns of firefighters are of great concern for the fire service, especially when compromised performance leads to life-threatening implications for safety and health. The combined effect of occupational stress and burnout has established that a specific sleep pattern (sleep quality) is at risk.

Sound the alarm: Health and safety risks associated with alarm response for salaried and retained metropolitan firefighters (2016)

<https://www-sciencedirect-com.ezproxy.humboldt.edu/science/article/pii/S0925753515002532>

The present study investigated the alarm response procedure for Australian metropolitan fire fighters, identifying common and divergent sources of risk for salaried and retained staff. There were significant differences in procedure between the two workgroups and this resulted in differences in risk profile between groups. Sleep and fatigue, actual response to the alarm stimulus, work-life balance and trauma emerged as sources of risk experienced differently by salaried and retained firefighters. Both groups reported light sleep, insufficient sleep or fragmented sleep as a result of alarm response. In the case of salaried firefighters, this was associated with being woken on station when other appliances are called. There were risks from physical and psychological responses to the alarm stimulus, and reports of sleep inertia when driving soon after waking.

Firefighter Shift Schedules Affect Sleep Quality (2016)

https://journals.lww.com/joem/Abstract/2016/03000/Firefighter_Shift_Schedules_Affect_Sleep_Quality.12.aspx

Seventy-three percent of firefighters report poor sleep quality. The 24on/48off shift schedule is associated with the best sleep quality and Kelly is associated with the worst sleep quality. Firefighters working second jobs report significantly poorer sleep quality than those who do not. Shift schedules that disrupt normal circadian rhythms more result in poorer sleep quality, which can lead to less effective emergency response and increased risk to firefighter health and safety.

Sleep Deprivation and the Health of Firefighters (2018) – clinical research paper

https://ir.stthomas.edu/ssw_mstrp/848/

Epworth Sleepiness Scale (ESS) Data was collected from several Midwestern, metropolitan fire departments via an online survey. Firefighters' ESS score groups were found to be significantly related to cardiovascular disease, obesity, and their company assignments. Older firefighters were found to have higher ESS scores than younger firefighters.

Sleep Disturbance Among Firefighters: Understanding Associations with Alcohol Use and Distress Tolerance (2019)

<https://link.springer.com/article/10.1007/s10608-018-9955-0>

Results indicated that higher alcohol misuse and lower distress tolerance (perceived ability to withstand negative emotional states) were each significantly associated with greater sleep disturbance.

9:07 AM
09/03/20
Accrual Basis

ARCATA FIRE DISTRICT
Balance Sheet
As of August 31, 2020

	<u>Aug 31, 20</u>
ASSETS	
Current Assets	
Checking/Savings	
DONATIONS	-155.00
CCCU CHECKING	528,618.49
COUNTY TREASURY	1,200,950.49
C.T. CAPITAL IMPROVEMENTS 2013	188,630.22
C.T. CONTINGENCY DESIGNATN 2011	
TRAINING RESERVE	17,000.00
C.T. CONTINGENCY DESIGNATN 2011 - Other	39,596.13
Total C.T. CONTINGENCY DESIGNATN 2011	<u>56,596.13</u>
C.T. PERS DESIGNATION 2012	30,333.00
COAST CENTRAL SAVINGS	-14,237.97
Total Checking/Savings	<u>1,990,735.36</u>
Accounts Receivable	
1200 · ACCOUNTS RECEIVABLE	91,782.07
Total Accounts Receivable	<u>91,782.07</u>
Other Current Assets	
ACCT RECV - COUNTY TREASURY	922,936.88
GRANT REIMBURSEMENT RECEIVABLE	9,600.00
INTEREST RECEIVABLE	9,500.00
PREPAID EXPENSE	28,787.89
1499 · UNDEPOSITED FUNDS	15,000.00
Total Other Current Assets	<u>985,824.77</u>
Total Current Assets	<u>3,068,342.20</u>
Fixed Assets	
BUILDINGS AND IMPROVEMENTS	2,329,696.91
EQUIPMENT	3,972,934.56
LAND	224,630.00
ACCUMULATED DEPRECIATION	-2,849,439.00
Total Fixed Assets	<u>3,677,822.47</u>
Other Assets	
DEFERRED OUTFLOWS-PENSION	1,666,614.00
DEFERRED OUTFLOWS-OPEB	281,304.00
Total Other Assets	<u>1,947,918.00</u>
TOTAL ASSETS	<u><u>8,694,082.67</u></u>

ARCATA FIRE DISTRICT
Balance Sheet
As of August 31, 2020

	<u>Aug 31, 20</u>
LIABILITIES & EQUITY	
Liabilities	
Current Liabilities	
Accounts Payable	
2000 · ACCOUNTS PAYABLE	59,627.58
Total Accounts Payable	59,627.58
Credit Cards	
US BANK	2,494.98
Total Credit Cards	2,494.98
Other Current Liabilities	
ACCOUNTS PAYABLE 2	28,787.89
ACCRUED EXPENSES - OTHER	52,462.81
ACCRUED INTEREST EXPENSE	7,604.55
COMPENSATION TIME OFF	28,617.03
WAGES PAYABLE	99,330.60
2100 · PAYROLL LIABILITIES	
457 DEDUCTION	2,975.00
FEDERAL WITHHOLDING	8,020.46
MEDICARE - BOTH	1,766.06
SOCIAL SECURITY - BOTH	385.16
SURVIVOR BENEFIT	33.48
2100 · PAYROLL LIABILITIES - Other	3,544.16
Total 2100 · PAYROLL LIABILITIES	16,724.32
Current portion of L/T Debt	152,696.22
Total Other Current Liabilities	386,223.42
Total Current Liabilities	448,345.98
Long Term Liabilities	
ACCRUED EMPLOYEE BENEFITS	83,895.58
NET PENSION LIABILITY	5,425,143.00
OTHER POST EMPLOYMENT BEN. LIAB	10,465,268.00
WELLS FARGO EQUIPMENT FINANCE #	304,791.61
Less-Cur Portion of L/T Debt	-152,696.22
DEFERRED INFLOWS-PENSION	108,779.00
DEFERRED INFLOWS-OPEB	374,158.00
Total Long Term Liabilities	16,609,338.97
Total Liabilities	17,057,684.95
Equity	
INVESTMENT IN FIXED ASSETS	3,373,030.86
3900 · RETAINED EARNINGS	-11,460,941.50
Net Income	-275,691.64
Total Equity	-8,363,602.28
TOTAL LIABILITIES & EQUITY	8,694,082.67

ARCATA FIRE DISTRICT
Statement of Cash Flows
August 2020

	<u>Aug 20</u>
OPERATING ACTIVITIES	
Net Income	97,127.10
Adjustments to reconcile Net Income to net cash provided by operations:	
1200 · ACCOUNTS RECEIVABLE	-1,593.92
ACCT RECV - COUNTY TREASURY	-323,336.75
2000 · ACCOUNTS PAYABLE	11,499.26
US BANK	-1,119.60
US BANK:CAMPBELL	130.72
US BANK:J. MCDONALD	1,393.30
US BANK:SCHUETTE	913.02
2100 · PAYROLL LIABILITIES	5.80
2100 · PAYROLL LIABILITIES:CA WITHHOLDING	-2,213.50
2100 · PAYROLL LIABILITIES:FEDERAL WITHHOLDING	2,757.00
2100 · PAYROLL LIABILITIES:MEDICARE - BOTH	307.56
2100 · PAYROLL LIABILITIES:SOCIAL SECURITY - BOTH	-29.64
Net cash provided by Operating Activities	<u>-214,159.65</u>
Net cash increase for period	-214,159.65
Cash at beginning of period	<u>2,219,895.01</u>
Cash at end of period	<u><u>2,005,735.36</u></u>

ARCATA FIRE DISTRICT
Expenses by Vendor Detail

August 2020

Type	Date	Memo	Account	Amount
AMAZON				
Credit Card Charge	08/06/2020	Envelopes for Bill pay checks	5170 · OFFICE SUPPLIES	35.10
Credit Card Charge	08/24/2020	Keyboard tray for Matt and manila envelopes	5170 · OFFICE SUPPLIES	88.34
Credit Card Charge	08/24/2020	Keyboard Mount for Knowles desk	5170 · OFFICE SUPPLIES	70.03
Credit Card Charge	08/28/2020	Computer Monitor for Knowles	5170 · OFFICE SUPPLIES	280.14
Credit Card Credit	08/31/2020	Refund for washing machine part Mck Station	800941 · REFUNDS	-7.98
Total AMAZON				465.63
ARCATA VOLUNTEER FIREFIGHTERS ASSOC.				
Bill	08/21/2020	September Rent	5210 · RENT	8,000.00
Total ARCATA VOLUNTEER FIREFIGHTERS ASSOC.				8,000.00
AT&T- CAL NET 3				
Bill	08/21/2020	Service Period 07/19/20 to 08/18/20	5060.1 · Phones & Internet	157.13
Total AT&T- CAL NET 3				157.13
BECKY SCHUETTE				
Bill	08/03/2020	Vision Reimbursement Child #2	5030.6 · Vision	90.00
Total BECKY SCHUETTE				90.00
BUDDY'S AUTO CENTER, INC.				
Bill	08/05/2020	Tow of VLU rig to Central Ave Service Center	8291 · L8291	150.00
Bill	08/17/2020	Tow back MR Station	8291 · L8291	150.00
Total BUDDY'S AUTO CENTER, INC.				300.00
CAL PERS				
Liability Check	08/14/2020	Employer Contributions PP 06-28-20 to 07-11-20	5020.1 · CalPERS Retirement	13,512.63
Liability Check	08/21/2020	Employer Paid PP 07/12/20 to 07/25/20	5020.1 · CalPERS Retirement	13,532.12
Bill	08/21/2020	GASB 68 Reports & Schedules Fees	CalPERS Unfunded Liability	1,750.00
Total CAL PERS				28,794.75
CALIFORNIA FIRE CHIEFS ASSOCIATION				
Bill	08/24/2020	Tier 2 Membership	5150.6 · Dues	960.00
Total CALIFORNIA FIRE CHIEFS ASSOCIATION				960.00
CalPERS 457 PLAN				
Liability Check	08/07/2020	Employer Match PP 07/12/20 to 07/25/20	5010.5 · Deferred Compensa...	1,900.00
Liability Check	08/21/2020	Employer Match PP 07/26/20 to 08/08/20	5010.5 · Deferred Compensa...	1,900.00
Total CalPERS 457 PLAN				3,800.00
CENTRAL AVENUE SERVICE CENTER				
Credit Card Charge	08/06/2020	Logistics Unit repair estimate for major oil leaks & system codes	8291 · L8291	105.00
Total CENTRAL AVENUE SERVICE CENTER				105.00
CITY OF ARCATA				
Bill	08/01/2020	Annual Storm Drainage Fee Bayside - Service Period 07/01/20 t...	5126.2 · Water & Sewer	24.44
Bill	08/01/2020	Annual Storm Drainage Fee Service Period 07/01/20 to 06/30/21	Arcata	147.43
Bill	08/03/2020	Service Period 06/28/20 to 07/27/20	Arcata	124.13
Bill	08/12/2020	Building Permit Fees	MTT · Mobile Training Tower	280.60
Bill	08/12/2020	Service Period 07/07/20 to 08/06/20	Mad River	130.77
Total CITY OF ARCATA				707.37
COASTAL BUSINESS SYSTEMS, INC				
Bill	08/04/2020	Copier and printers	5200.1 · Copier	561.26
Total COASTAL BUSINESS SYSTEMS, INC				561.26
CUMMINS PACIFIC LLC				
Bill	08/24/2020	Exhaust Manifold Leak	8211 · E8211	590.00
Bill	08/27/2020	Repairs	8216 · E8216	1,145.41
Total CUMMINS PACIFIC LLC				1,735.41
EUREKA OXYGEN				
Bill	08/05/2020	Cylinder rental	5140 · MEDICAL SUPPLIES	20.19
Total EUREKA OXYGEN				20.19
EVAN GIBBS				
Bill	08/03/2020	EMT recertification reimbursement	5230.8 · Certifications	77.00
Total EVAN GIBBS				77.00

ARCATA FIRE DISTRICT
Expenses by Vendor Detail

August 2020

Type	Date	Memo	Account	Amount
FASTRAK VIOLATION PROCESS DEPARTMENT				
Credit Card Charge	08/25/2020	T8283 return trip - Richmond San Rafael Bridge Toll	5160 · MISCELLANEOUS E...	16.00
Total FASTRAK VIOLATION PROCESS DEPARTMENT				16.00
FDAC EBA				
Bill	08/10/2020	September Billing	5030.4 · Dental & Life Insura...	2,499.24
Total FDAC EBA				2,499.24
FIRE TECH INSPECTION SERVICES				
Credit Card Charge	08/26/2020	Annual Ladder Testing	5120.3 · Hose & Ladder Testi...	1,393.30
Total FIRE TECH INSPECTION SERVICES				1,393.30
FLEETPRIDE				
Bill	08/10/2020	Halogen Bulb & Corrosion Prevention	8216 · E8216	19.58
Total FLEETPRIDE				19.58
GAYNOR TELEPHONE SYSTEMS				
Bill	08/10/2020	Enable Caller ID on Main Business Lines	5060.1 · Phones & Internet	90.00
Bill	08/31/2020	Annual Software Assurance Arcata Station 10/14/20 thru 10/13/21	5060.1 · Phones & Internet	310.00
Total GAYNOR TELEPHONE SYSTEMS				400.00
GOOGLE INC.				
Credit Card Charge	08/03/2020	G Suite July	5150.8 · Google Services	210.00
Credit Card Charge	08/14/2020	100 GB/mo storage increase to Drive	5150.8 · Google Services	1.99
Credit Card Charge	08/31/2020	G Suite August	5150.8 · Google Services	210.00
Total GOOGLE INC.				421.99
HENSELS				
Bill	08/11/2020	Garbage can and trash bags	Mad River	39.04
Bill	08/11/2020	Hardware	8283 · T8283	1.74
Total HENSELS				40.78
HI-TECH EMERGENCY VEHICLE SERVICE				
Bill	08/13/2020	Ladder Service & Parts	8283 · T8283	2,508.42
Bill	08/26/2020	Maintenance Repairs	8283 · T8283	6,475.09
Total HI-TECH EMERGENCY VEHICLE SERVICE				8,983.51
HUMBOLDT SANITATION				
Bill	08/07/2020	July Service Period	McK	211.35
Total HUMBOLDT SANITATION				211.35
INDUSTRIAL ELECTRIC ARCATA, INC.				
Bill	08/27/2020	Handy Box, cover, romex connector for Plymovent	Mad River	29.74
Total INDUSTRIAL ELECTRIC ARCATA, INC.				29.74
KME FIRE APPARATUS				
Bill	08/24/2020	Throttle Foot Pedal	8216 · E8216	479.05
Total KME FIRE APPARATUS				479.05
MAD RIVER UNION				
Bill	08/12/2020	2 Year Subscription Renewal	5150.7 · Subscriptions	70.00
Total MAD RIVER UNION				70.00
MCK. COMM. SERVICES DISTRICT				
Bill	08/17/2020	DCV McK Station 07/06/20 to 08/03/20	McK	23.18
Bill	08/17/2020	07/06/20 to 08/03/20	McK	173.13
Total MCK. COMM. SERVICES DISTRICT				196.31
MCKINLEYVILLE ACE HARDWARE				
Bill	08/12/2020	Ant bait etc	McK	24.63
Bill	08/19/2020	Masking Tap, strap, fasteners for uniform area	McK	9.46
Total MCKINLEYVILLE ACE HARDWARE				34.09
MIDAMERICA HRA				
Bill	08/10/2020	September HRA	5030.2 · Health Insurance (R...	20,682.72
Total MIDAMERICA HRA				20,682.72

ARCATA FIRE DISTRICT
Expenses by Vendor Detail

August 2020

Type	Date	Memo	Account	Amount
MITCHELL, BRISSO, DELANEY & VRIEZE, LLP				
Bill	08/05/2020	Funding Measure Review	5180.2 · Legal Services	314.50
Total MITCHELL, BRISSO, DELANEY & VRIEZE, LLP				314.50
NETWORK MANAGEMENT SERVICES				
Bill	08/03/2020	TotalCare Agreement	5180.12 · IT Services	2,498.95
Total NETWORK MANAGEMENT SERVICES				2,498.95
OFFICE DEPOT				
Bill	08/21/2020	Manila Envelopes	5170 · OFFICE SUPPLIES	23.62
Total OFFICE DEPOT				23.62
PACIFIC GAS AND ELECTRIC				
Bill	08/06/2020	Service Period 07/02/20 to 07/30/20	Arcata	503.02
Bill	08/20/2020	Service Period 07/15/20 to 08/13/20	Mad River	410.85
Total PACIFIC GAS AND ELECTRIC				913.87
PERS / HEALTH				
Bill	08/18/2020	Active Employee Premiums	5030.1 · Health Insurance (E...	28,246.72
Bill	08/18/2020	Retiree Premiums	5030.2 · Health Insurance (R...	3,224.18
Bill	08/18/2020	Admin Fee Active (.24%)	5030.1 · Health Insurance (E...	67.79
Bill	08/18/2020	Admin Fee Retiree (.24%)	5030.3 · Retiree Health Admi...	58.24
Total PERS / HEALTH				31,596.93
RECOLOGY ARCATA				
Bill	08/10/2020	July Billing	McK	58.95
Total RECOLOGY ARCATA				58.95
SAFEWAY				
Credit Card Charge	08/23/2020	Rehab Barn Fire	5080.1 · Food/Rehab Supplies	21.42
Total SAFEWAY				21.42
STARBUCKS				
Credit Card Charge	08/24/2020	Rehab Barn Fire	5080.1 · Food/Rehab Supplies	4.30
Total STARBUCKS				4.30
SUDDENLINK				
Bill	08/10/2020	Service Period 08/04/20 to 09/03/20	5060.1 · Phones & Internet	868.20
Total SUDDENLINK				868.20
THE MILL YARD				
Bill	08/17/2020	Wood and dowels to repair door	Mad River	4.64
Total THE MILL YARD				4.64
THE STANDARD				
Bill	08/21/2020	September Billing	5030.7 · Long Term Disability...	495.00
Total THE STANDARD				495.00
THOMAS DEWEY				
Bill	08/30/2020	Reimbursement for Barn Fire rehab	5080.1 · Food/Rehab Supplies	105.62
Total THOMAS DEWEY				105.62
UNITED STATES POSTAL SERVICE				
Credit Card Charge	08/20/2020	Large envelope mail & certified/return receipt	5171 · POSTAGE & SHIPPING	9.40
Total UNITED STATES POSTAL SERVICE				9.40
VALLEY PACIFIC				
Bill	08/11/2020	Invoice 20-316349	5122 · FUEL	1,826.63
Total VALLEY PACIFIC				1,826.63
VERIZON WIRELESS				
Bill	08/11/2020	Service Period 07/02/20 to 08/01/20	5060.1 · Phones & Internet	274.60
Total VERIZON WIRELESS				274.60
TOTAL				120,268.03

ARCATA FIRE DISTRICT
Profit & Loss Budget vs. Actual

July through August 2020

	Jul - Aug 20	Budget	\$ Over Budget	% of Budget
Ordinary Income/Expense				
Income				
TAX REVENUE				
101117 · PROPERTY TAX-CURRENT-SECURED	349,499.50	345,183.68	4,315.82	101.3%
102500 · PROPERTY TAX-CURRENT-UNSECURED	13,722.50	14,500.00	-777.50	94.6%
800030 · PROPERTY TAX-PRIOR YEARS	2,461.00	1,731.68	729.32	142.1%
800040 · SUPPLEMENTAL TAXES- CURRENT	3,568.66	4,500.00	-931.34	79.3%
800041 · SUPPLEMENTAL TAXES-PRIOR YEARS	750.00	750.00	0.00	100.0%
800050 · PROPERTY ASSESSMENTS	276,671.84	280,044.18	-3,372.34	98.8%
Total TAX REVENUE	646,673.50	646,709.54	-36.04	100.0%
USE OF MONEY & PROPERTY				
800190 · INTEREST INCOME	18.04	3,525.00	-3,506.96	0.5%
Total USE OF MONEY & PROPERTY	18.04	3,525.00	-3,506.96	0.5%
INTERGOVERNMENTAL				
525110 · HOMEOWNERS PROP. TAX REL	0.00	0.00	0.00	0.0%
113100 · STATE TIMBER TAX	0.00	0.00	0.00	0.0%
800580 · FEDERAL AID IN-LIEU TAX	0.00	0.00	0.00	0.0%
800600 · OTHER GOVERNMENT AGENCIES				
Prop 172 Disbursement	0.00	1,265.50	-1,265.50	0.0%
BLFD Contract for Services	0.00	0.00	0.00	0.0%
HSU Contract for Services	37,000.00	37,000.00	0.00	100.0%
Measure Z Funds	0.00	10,416.68	-10,416.68	0.0%
HR Reimbursement	0.00	0.00	0.00	0.0%
NCUAQMD	0.00	0.00	0.00	0.0%
800600 · OTHER GOVERNMENT AGENCIES - Other	0.00	0.00	0.00	0.0%
Total 800600 · OTHER GOVERNMENT AGENCIES	37,000.00	48,682.18	-11,682.18	76.0%
800944 · GRANT REVENUE				
FEMA -SAFER	0.00	0.00	0.00	0.0%
DWR	0.00	0.00	0.00	0.0%
800944 · GRANT REVENUE - Other	0.00	0.00	0.00	0.0%
Total 800944 · GRANT REVENUE	0.00	0.00	0.00	0.0%
800950 · FIREFIGHTING REIMBURSEMENTS	1,853.45	0.00	1,853.45	100.0%
Total INTERGOVERNMENTAL	38,853.45	48,682.18	-9,828.73	79.8%
CHARGES FOR SERVICES				
800155 · PREVENTION FEES	750.00	1,666.68	-916.68	45.0%
800156 · R1/R2 INSPECTION FEES	5,840.00	3,333.34	2,506.66	175.2%
800946 · INCIDENT REVENUE RECOVERY FEES	-431.36	1,666.68	-2,098.04	-25.9%
800700 · OTHER SERVICES	0.00	0.00	0.00	0.0%
Total CHARGES FOR SERVICES	6,158.64	6,666.70	-508.06	92.4%
OTHER REVENUE				
800920 · SALE OF FIXED ASSETS	0.00	0.00	0.00	0.0%
800940 · OTHER REVENUE				
Donations	0.00	0.00	0.00	0.0%
800940 · OTHER REVENUE - Other	7.50	5,000.00	-4,992.50	0.2%
Total 800940 · OTHER REVENUE	7.50	5,000.00	-4,992.50	0.2%
800941 · REFUNDS	1,208.50	100.00	1,108.50	1,208.5%
800942 · INCIDENT REPORTS	57.70	200.00	-142.30	28.9%
OTHER REVENUE - Other	0.00	0.00	0.00	0.0%
Total OTHER REVENUE	1,273.70	5,300.00	-4,026.30	24.0%
Total Income	692,977.33	710,883.42	-17,906.09	97.5%
Gross Profit	692,977.33	710,883.42	-17,906.09	97.5%

ARCATA FIRE DISTRICT
Profit & Loss Budget vs. Actual

July through August 2020

Expense	Jul - Aug 20	Budget	\$ Over Budget	% of Budget
SALARIES & EMPLOYEE BENEFITS				
5010 · SALARIES AND WAGES				
5010.1 · Full-Time	204,637.93	188,264.34	16,373.59	108.7%
5010.2 · CTO Payout	16,386.54	37,666.68	-21,280.14	43.5%
5010.3 · Settlement Pay/Vacation	9,963.96	30,000.00	-20,036.04	33.2%
5010.4 · Holiday Pay	329.04	0.00	329.04	100.0%
5010.5 · Deferred Compensation	7,500.00	8,233.34	-733.34	91.1%
5010.6 · Part-Time (Hourly)	15,332.49	13,834.50	1,497.99	110.8%
5010.8 · CalFire/OES Pay	4,783.34	0.00	4,783.34	100.0%
5010 · SALARIES AND WAGES - Other	0.00	0.00	0.00	0.0%
Total 5010 · SALARIES AND WAGES	258,933.30	277,998.86	-19,065.56	93.1%
5020 · RETIREMENT				
5020.1 · CalPERS Retirement	54,339.32	55,515.68	-1,176.36	97.9%
5020.3 · Social Security	958.81	669.84	288.97	143.1%
5020.4 · Medicare	3,859.40	2,930.50	928.90	131.7%
5020.5 · CalPERS Section 218 Admin Fee	0.00	300.00	-300.00	0.0%
5020 · RETIREMENT - Other	0.00	0.00	0.00	0.0%
Total 5020 · RETIREMENT	59,157.53	59,416.02	-258.49	99.6%
5030-GROUP INSURANCE				
5030.1 · Health Insurance (Employees)	87,197.12	78,031.68	9,165.44	111.7%
5030.2 · Health Insurance (Retirees)	71,859.70	49,729.34	22,130.36	144.5%
5030.3 · Retiree Health Admin Fees	188.05	678.00	-489.95	27.7%
5030.4 · Dental & Life Insurance	7,497.72	5,490.00	2,007.72	136.6%
5030.5 · Air Ambulance Insurance	0.00	0.00	0.00	0.0%
5030.6 · Vision	955.00	1,166.68	-211.68	81.9%
5030.7 · Long Term Disability Insurance	1,485.00	990.00	495.00	150.0%
5030.8 · Medical Reimbursement-Chief	0.00	3,000.00	-3,000.00	0.0%
Total 5030-GROUP INSURANCE	169,182.59	139,085.70	30,096.89	121.6%
5033 · UNEMPLOYMENT INSURANCE				
5033 · UNEMPLOYMENT INSURANCE	0.00	35,000.00	-35,000.00	0.0%
5035 · WORKER'S COMPENSATION				
5035.1 · PRIMARY	0.00	0.00	0.00	0.0%
5035.2 · EXCESS	0.00	0.00	0.00	0.0%
5035.3 · ADMIN FEE	0.00	0.00	0.00	0.0%
Total 5035 · WORKER'S COMPENSATION	0.00	0.00	0.00	0.0%
Total SALARIES & EMPLOYEE BENEFITS	487,273.42	511,500.58	-24,227.16	95.3%
SERVICE & SUPPLIES				
5050 · CLOTHING & PERSONAL SUPPLIES				
5050.1 · Uniforms	41.46	16,000.00	-15,958.54	0.3%
5050.2 · Station Boots	0.00	2,000.00	-2,000.00	0.0%
Total 5050 · CLOTHING & PERSONAL SUPPLIES	41.46	18,000.00	-17,958.54	0.2%
5060 · COMMUNICATIONS				
5060.1 · Phones & Internet	4,280.76	5,833.34	-1,552.58	73.4%
5060.2 · Alarm Monitoring	276.00	500.00	-224.00	55.2%
5060.3 · Communication - Miscellaneous	0.00	500.00	-500.00	0.0%
5060.4 · HCFA Radio System Annual Fee	0.00	1,600.00	-1,600.00	0.0%
Total 5060 · COMMUNICATIONS	4,556.76	8,433.34	-3,876.58	54.0%
5080 · FOOD				
5080.1 · Food/Rehab Supplies	131.34	1,500.00	-1,368.66	8.8%
5080.2 · Drinking Water	0.00	500.00	-500.00	0.0%
Total 5080 · FOOD	131.34	2,000.00	-1,868.66	6.6%

ARCATA FIRE DISTRICT
Profit & Loss Budget vs. Actual

July through August 2020

	Jul - Aug 20	Budget	\$ Over Budget	% of Budget
5090 · HOUSEHOLD EXPENSE				
5090.1 · Station Supplies				
Arcata	192.03	0.00	192.03	100.0%
Mad River	39.04	0.00	39.04	100.0%
McK	0.00	0.00	0.00	0.0%
5090.1 · Station Supplies - Other	0.00	550.00	-550.00	0.0%
Total 5090.1 · Station Supplies	231.07	550.00	-318.93	42.0%
5090.2 · Garbage Service				
Mad River	155.27	0.00	155.27	100.0%
McK	270.30	0.00	270.30	100.0%
Arcata	58.35	0.00	58.35	100.0%
5090.2 · Garbage Service - Other	0.00	666.68	-666.68	0.0%
Total 5090.2 · Garbage Service	483.92	666.68	-182.76	72.6%
Total 5090 · HOUSEHOLD EXPENSE	714.99	1,216.68	-501.69	58.8%
5100 · INSURANCE				
5100.1 · Liability Insurance	23,335.00	18,018.00	5,317.00	129.5%
Total 5100 · INSURANCE	23,335.00	18,018.00	5,317.00	129.5%
5120 · MAINTENANCE-EQUIPMENT				
5120.1 · Fire Apparatus				
8211 · E8211	2,836.36	0.00	2,836.36	100.0%
8215 · E8215	3,121.29	0.00	3,121.29	100.0%
8216 · E8216	1,853.63	0.00	1,853.63	100.0%
8217 · E8217	487.81	0.00	487.81	100.0%
8239 · E8239	7.92	0.00	7.92	100.0%
8241 · A8241	0.00	0.00	0.00	0.0%
8258 · WT8258	0.00	0.00	0.00	0.0%
8271 · R8271	0.00	0.00	0.00	0.0%
8274 · R8274	0.00	0.00	0.00	0.0%
8283 · T8283	8,985.25	0.00	8,985.25	100.0%
8291 · L8291	405.00			
MTT · Mobile Training Tower	280.60			
5120.1 · Fire Apparatus - Other	1,282.69	30,000.00	-28,717.31	4.3%
Total 5120.1 · Fire Apparatus	19,260.55	30,000.00	-10,739.45	64.2%
5120.2 · Officers Vehicles				
8205 · U8205	447.08	0.00	447.08	100.0%
8206 · U8206	559.65	0.00	559.65	100.0%
8207 · U8207	0.00	0.00	0.00	0.0%
8208 · U8208	18.31	0.00	18.31	100.0%
8209 · U8209	0.00	0.00	0.00	0.0%
5120.2 · Officers Vehicles - Other	0.00	5,000.00	-5,000.00	0.0%
Total 5120.2 · Officers Vehicles	1,025.04	5,000.00	-3,974.96	20.5%
5120.3 · Hose & Ladder Testing	1,393.30	6,800.00	-5,406.70	20.5%
5120.4 · Hose Repair	0.00	500.00	-500.00	0.0%
5120.5 · Truck 8283 Aerial Inspection	0.00	600.00	-600.00	0.0%
5120.6 · Truck 8283 Aerial Service	0.00	10,000.00	-10,000.00	0.0%
5120.7 · SCBA	0.00	6,000.00	-6,000.00	0.0%
5120.8 · Hydraulic Rescue Tool Service	0.00	3,500.00	-3,500.00	0.0%
5120.9 · Power Tools Maintenance	0.00	350.00	-350.00	0.0%
5120.10 · AED Annual Maintenance	0.00	5,200.00	-5,200.00	0.0%
5120.11 · Fire Extinguisher Maintenance	0.00	1,200.00	-1,200.00	0.0%
5120.12 · Equipment Maintenance - Misc	0.00	500.00	-500.00	0.0%
5120 · MAINTENANCE-EQUIPMENT - Other	64.65			
Total 5120 · MAINTENANCE-EQUIPMENT	21,743.54	69,650.00	-47,906.46	31.2%

ARCATA FIRE DISTRICT
Profit & Loss Budget vs. Actual

July through August 2020

	Jul - Aug 20	Budget	\$ Over Budget	% of Budget
5121 · MAINTENANCE-ELECTRONICS				
5121.1 · Computers	0.00	1,000.00	-1,000.00	0.0%
5121.2 · Radios, Pagers, & FireCom	0.00	400.00	-400.00	0.0%
5121.3 · Batteries	0.00	1,500.00	-1,500.00	0.0%
Total 5121 · MAINTENANCE-ELECTRONICS	0.00	2,900.00	-2,900.00	0.0%
5122 · FUEL	3,916.01	5,833.34	-1,917.33	67.1%
5126 · UTILITIES				
5126.1 · P G & E				
Arcata	503.02	0.00	503.02	100.0%
Mad River	410.85	0.00	410.85	100.0%
McK	2,359.18	0.00	2,359.18	100.0%
5126.1 · P G & E - Other	0.00	5,000.00	-5,000.00	0.0%
Total 5126.1 · P G & E	3,273.05	5,000.00	-1,726.95	65.5%
5126.2 · Water & Sewer				
Arcata	271.56	0.00	271.56	100.0%
Mad River	130.77	0.00	130.77	100.0%
McK	196.31	0.00	196.31	100.0%
5126.2 · Water & Sewer - Other	24.44	1,000.00	-975.56	2.4%
Total 5126.2 · Water & Sewer	623.08	1,000.00	-376.92	62.3%
Total 5126 · UTILITIES	3,896.13	6,000.00	-2,103.87	64.9%
5130 · MAINTENANCE-STRUCTURE				
5130.1 · General Structure Maintenance				
Arcata	0.00	0.00	0.00	0.0%
Mad River	125.84	0.00	125.84	100.0%
McK	34.09	0.00	34.09	100.0%
5130.1 · General Structure Maintenance - Other	7.98	1,000.00	-992.02	0.8%
Total 5130.1 · General Structure Maintenance	167.91	1,000.00	-832.09	16.8%
5130.2 · Grounds Maintenance				
McK	0.00	0.00	0.00	0.0%
5130.2 · Grounds Maintenance - Other	0.00	500.00	-500.00	0.0%
Total 5130.2 · Grounds Maintenance	0.00	500.00	-500.00	0.0%
5130.3 · Emergency Power Maintenance				
Mad River	322.89			
McK	0.00	0.00	0.00	0.0%
5130.3 · Emergency Power Maintenance - Other	0.00	2,000.00	-2,000.00	0.0%
Total 5130.3 · Emergency Power Maintenance	322.89	2,000.00	-1,677.11	16.1%
Total 5130 · MAINTENANCE-STRUCTURE	490.80	3,500.00	-3,009.20	14.0%
5140 · MEDICAL SUPPLIES	2,801.27	4,000.00	-1,198.73	70.0%
5150 · DUES & SUBSCRIPTIONS				
5150.2 · Scheduling Program Annual Fee	2,674.00	2,547.00	127.00	105.0%
5150.4 · Parcel Quest Annual Fees	1,799.00	1,800.00	-1.00	99.9%
5150.6 · Dues	1,335.00	2,000.00	-665.00	66.8%
5150.7 · Subscriptions	70.00	1,900.00	-1,830.00	3.7%
5150.8 · Google Services	421.99	300.00	121.99	140.7%
5150.9 · Emergency Reporting Software	0.00	0.00	0.00	0.0%
5150.10 · eDispatches Software	0.00	0.00	0.00	0.0%
Total 5150 · DUES & SUBSCRIPTIONS	6,299.99	8,547.00	-2,247.01	73.7%
5160 · MISCELLANEOUS EXPENSE	16.00	1,000.00	-984.00	1.6%
5170 · OFFICE SUPPLIES	551.30	4,500.00	-3,948.70	12.3%
5171 · POSTAGE & SHIPPING	27.03	1,000.00	-972.97	2.7%

ARCATA FIRE DISTRICT
Profit & Loss Budget vs. Actual

July through August 2020

	Jul - Aug 20	Budget	\$ Over Budget	% of Budget
5180 · PROFESSIONAL & SPECIAL SERVICES				
5180.1 · Dispatch Services	0.00	23,096.68	-23,096.68	0.0%
5180.2 · Legal Services	1,180.50	6,666.68	-5,486.18	17.7%
5180.3 · Audit Services	0.00	10,000.00	-10,000.00	0.0%
5180.4 · Accountant/Bookkeeping	0.00	10,000.00	-10,000.00	0.0%
5180.5 · Shredding Services	0.00	66.68	-66.68	0.0%
5180.6 · CAD Interface Maintenance Fee	0.00	1,750.00	-1,750.00	0.0%
5180.8 · OPEB Report (GASB)	0.00	7,000.00	-7,000.00	0.0%
5180.9 · Medical exam/Drug Screening	0.00	5,000.00	-5,000.00	0.0%
5180.11 · Background Checks	0.00	3,000.00	-3,000.00	0.0%
5180.12 · IT Services	5,395.90	4,333.34	1,062.56	124.5%
5180.15 · Miscellaneous Services	0.00	500.00	-500.00	0.0%
5180.16 · Human Resource Services	0.00	2,500.00	-2,500.00	0.0%
Total 5180 · PROFESSIONAL & SPECIAL SERVICES	6,576.40	73,913.38	-67,336.98	8.9%
5190 · PUBLICATIONS & NOTICES	56.00	1,000.00	-944.00	5.6%
5200 · LEASES-EQUIPMENT				
5200.1 · Copier	1,122.52	1,083.34	39.18	103.6%
Total 5200 · LEASES-EQUIPMENT	1,122.52	1,083.34	39.18	103.6%
5210 · RENT	24,000.00	16,000.00	8,000.00	150.0%
5230 · SPECIAL DISTRICT EXPENSE				
5230.1 · Property Tax Admin Fee	0.00	0.00	0.00	0.0%
5230.2 · Tax Roll Direct Charge Fee	0.00	0.00	0.00	0.0%
5230.3 · LAFCO Annual Fee	0.00	0.00	0.00	0.0%
5230.4 · Greenway Partners	0.00	0.00	0.00	0.0%
5230.5 · Assessment Adjustments/Refunds	0.00	1,000.00	-1,000.00	0.0%
5230.6 · Public Education Supplies	0.00	0.00	0.00	0.0%
5230.7 · Fire Prevention Supplies	253.05	400.00	-146.95	63.3%
5230.8 · Certifications	77.00	1,000.00	-923.00	7.7%
5230.10 · Recruitment	0.00	500.00	-500.00	0.0%
5230.11 · Bank Fees	25.00	1,000.00	-975.00	2.5%
5230.12 · DWR Grant Expense	0.00	0.00	0.00	0.0%
5230.14 · Recognition, Shields, Badges	0.00	1,000.00	-1,000.00	0.0%
5230.15 · Health & Wellness	0.00	530.00	-530.00	0.0%
5230.16 · Public Outreach	0.00	1,000.00	-1,000.00	0.0%
Total 5230 · SPECIAL DISTRICT EXPENSE	355.05	6,430.00	-6,074.95	5.5%
5234 · TRAINING				
5234.1 · Staff Training	0.00	0.00	0.00	0.0%
5234.2 · Training Supplies	0.00	2,000.00	-2,000.00	0.0%
Total 5234 · TRAINING	0.00	2,000.00	-2,000.00	0.0%
5280 · OTHER GOVERNMENT AGENCIES				
5280.2 · HCFCFA Air Trailer Annual Fee	0.00	1,000.00	-1,000.00	0.0%
Total 5280 · OTHER GOVERNMENT AGENCIES	0.00	1,000.00	-1,000.00	0.0%
5300 · LONG TERM DEBT - INTEREST	0.00	0.00	0.00	0.0%
5370 · EQUIPMENT PURCHASES				
5370.1 · PPE - Structural	0.00	0.00	0.00	0.0%
5370.2 · PPE - Wildland	0.00	0.00	0.00	0.0%
5370.3 · PPE - VLU	0.00	100.00	-100.00	0.0%
5370.5 · Equipment Fabrication	0.00	500.00	-500.00	0.0%
5370.6 · Firefighting Equipment	0.00	1,000.00	-1,000.00	0.0%
5370.8 · Computer Systems Upgrade	0.00	3,000.00	-3,000.00	0.0%
5370 · EQUIPMENT PURCHASES - Other	0.00	0.00	0.00	0.0%
Total 5370 · EQUIPMENT PURCHASES	0.00	4,600.00	-4,600.00	0.0%
Total SERVICE & SUPPLIES	100,631.59	260,625.08	-159,993.49	38.6%

ARCATA FIRE DISTRICT
Profit & Loss Budget vs. Actual

July through August 2020

	<u>Jul - Aug 20</u>	<u>Budget</u>	<u>\$ Over Budget</u>	<u>% of Budget</u>
OTHER BUDGET FUNDING REQUIRED				
EQUIPMENT LOAN DEBT SERVICE				
5290 · LONG TERM DEBT - PRINCIPAL	0.00	0.00	0.00	0.0%
Total EQUIPMENT LOAN DEBT SERVICE	0.00	0.00	0.00	0.0%
MANDATORY RESERVES				
CalPERS Unfunded Liability	367,591.00	382,725.00	-15,134.00	96.0%
Total MANDATORY RESERVES	367,591.00	382,725.00	-15,134.00	96.0%
Total OTHER BUDGET FUNDING REQUIRED	367,591.00	382,725.00	-15,134.00	96.0%
6560 · PAYROLL EXPENSES	13,172.96			
Total Expense	968,668.97	1,154,850.66	-186,181.69	83.9%
Net Ordinary Income	-275,691.64	-443,967.24	168,275.60	62.1%
Net Income	-275,691.64	-443,967.24	168,275.60	62.1%

Date: September 8, 2020
To: Board of Directors, Arcata Fire District
From: Justin McDonald, Fire Chief
Subject: Approve Exemption and Outstanding Payment Write-Offs to Specific Parcels for the 1997 Special Tax and 2006 Benefit Assessment

Discussion

District staff has completed the review of parcels assessed by the County within the Arcata Fire District that have historically been removed from property tax bills and from District direct billing. In the past, the Board authorized permanent exemptions for parcels that had little to no value, could not be built on for various reasons, were small or intersected by other special district boundaries, were government owned, or historically never paid.

This year's list is slightly different. These past two fiscal cycles, the Humboldt County Treasurer's Office has allowed the District to place County exempt, but District taxed parcels, onto the tax rolls, for billing through the property tax system. This has allowed staff to reduce the number of direct bills being sent by the Fire District. It also allows unpaid property tax bills to receive penalties for late or non-payment.

The attachment includes eleven parcels that have had outstanding monies owed from District direct bills that have gone unpaid for up to several years. In several of the instances, the District was able to now bill from the property tax mechanism. In other instances, the money owed is for a low value property that should have been exempted.

The list includes and explanation, the amount that the District needs to write off to remove from our outstanding accounts receivable and a total annual loss to the District by exempting the parcels.

Recommendation

It is staff's recommendation that the parcels listed in the Attachment, be written off as a loss and in some cases granted permanent exemptions.

District Funds Requested/Required

- No Impact/Not Applicable:
- Funding Source Confirmed:
- Other:

Alternatives

The Board has the following alternatives:

1. Take no action

Attachments

Attachment 1- List of Parcel for Exemption or Write-Off

APN	Explanation	\$ Write Off	Total Annual Loss
501-042-010-000	Paid 2018. Did not pay 2019. Need to exempt as CA State Government	\$ 324.00	\$ 324.00
503-232-009-000	Last paid 2017. Need to exempt as roadway easement	\$ 54.00	\$ 27.00
503-241-035-000	2019 Not paid. Common area easement (landscape zone)	\$ 27.00	\$ 27.00
504-101-026-000	2019 Not paid. Non-buildable, roadway	\$ 27.00	\$ 27.00
506-092-022-000	Outstanding bounced check fee	\$ 8.00	\$ -
506-371-007-500	Last paid 2017. Moved to tax rolls 2019	\$ 117.28	\$ -
507-023-013-000	2019 not paid. Moved to tax rolls as SFR	\$ 27.00	\$ -
507-141-016-000	Last paid 2017. Non-buildable greenbelt embankment	\$ 54.00	\$ 27.00
507-430-004-000	Parcel to West End Road Industrial Park - Building split into 8 parcels	\$ 27.00	\$ 27.00
508-401-049-000	2018 Not paid, moved to tax rolls 2019	\$ 216.00	\$ -
511-202-007-000	2018 Not paid, moved to tax rolls 2019	\$ 324.00	\$ -
		\$ 1,205.28	\$ 459.00

Date: September 8, 2020
To: Board of Directors, Arcata Fire District
From: Justin McDonald, Fire Chief
Subject: Consider Adoption of Resolution 20-226 Finalizing the Annual Budget for Fiscal Year 2020/21

Background

Pursuant to Government Code 13895, the Board is required to adopt a final budget after making any changes to the preliminary budget no later than October 1. The Board adopted the preliminary FY20/21 Budget at the May 12, 2020 Board meeting with the understanding that adjustment would need made to the budget as more accurate information on revenue and expenses were received. Staff has updated the information to reflect changes and corrections to the revenue and expenditures for FY20/21. The following is a summary of changes to be included in the final budget.

TOTAL REVENUES: \$4,038,370

Tax Revenues: This area of the budget has been adjusted, which shows a 4% increase from the preliminary budget. This is due to the late report from the County showing the actual revenue at FYE 19/20. In a safe assumption of FY 20/20 tax revenues, the Current Secured Tax and the District Assessments (96 Special Tax & 06 Benefit Assessment) we show as no growth. The rest of the tax allocations are projected at the lowest confidence amount using a forecast tool in excel using the historical amounts. (See attachment 3)

Use of Money & Property: This classification was adjusted to reflect last yeas actual amount and forecast based on rate of return for FYE 19/20.

Intergovernmental: This classification was updated to reflect the termination of the response contract to Blue Lake Fire District for the Green Diamond Korbel facility.

Charges for Service: There were no additional changes to this classification.

Other Revenue: There were no additional changes to this classification.

TOTAL EXPENSE: \$4,079,204

Salaries & Benefits: This section of the budget was updated with a net change from the preliminary budget, compared to the draft final, resulting in a 0.5% increase. This increase was a result of the health insurance rates increasing in 2021. On the preliminary budget, there was an assumed 5% increase on rates with the actual increase being 8.7%. There were no other changes to the Salaries and Benefits section.

Service and Supplies: In this section, the budget was updated with a net change from the preliminary budget, with an 8.8% increase.

The District's Liability insurance premium increased by 29.5% over where the preliminary budget amount was. The District was notified by FAIRA that the rates were

increasing this year, due to our updating the replacement values of the vehicles and the insurance industry rates also adjusting for recent events.

Equipment maintenance was adjusted by 32.9% to account the major repairs needed for the fleet and for the annual maintenance contract on the LUCAS devices.

There was also a slight increase in the Dues & Subscription category. The crew scheduling program annual fee went up by 5%.

Professional & Special Services was increased by 7.8%, as Legal Services was increase with the anticipated need for a labor negotiator as the District labor contracts are set to expire at the end of 2020.

Special District Expense went up by 18.5%. These fees are based on value of property tax collected and a percentage of the District special tax and benefit assessment charges.

Other Budget Funding Required – The PERS unfunded liability payment was adjusted to reflect the lump sum payment made in July and there is \$150,000 to be transferred to the Contingency Reserve Fund to restore the goal of a \$250,000 reserve cushion.

With these adjustments to the Draft FY20/21 budget, there is a projection of \$19,416 in contingency funds. Although this is shown as a surplus, this number is purely an estimate and will be adjusted when the District receives its first installment of property tax. ***It should also be noted that the reason the District is not projected to be in deficit spending for FY20/21 is because eight full-time positions are vacant and frozen and one of the three fire stations in browned out daily.***

District Funds Requested/Required

- No Impact/Not Applicable
- Funding Source Confirmed:
- Other:

Alternatives

The Board has the following alternatives:

1. Take no action
2. With direction, refer the topic back to staff for further consideration

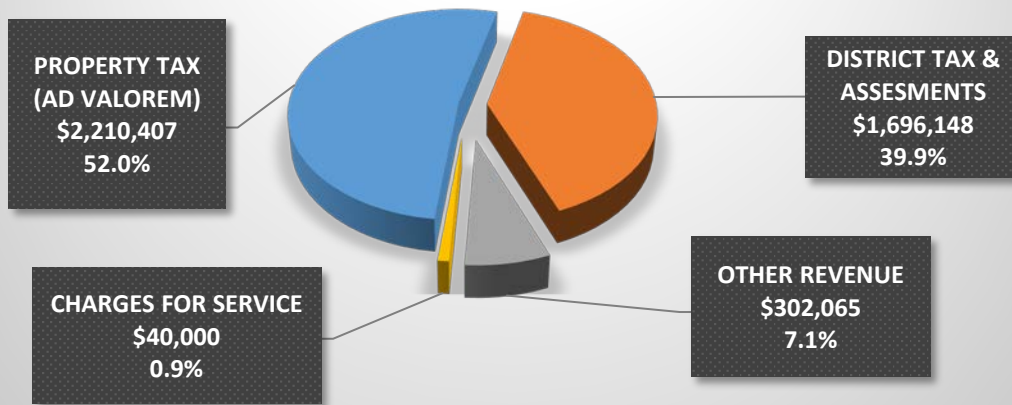
Attachments

- Attachment 1 – Proposed Final Budget
- Attachment 2 – Resolution 20-226 and Exhibit A, Fiscal Year 2020/21 Budget
- Attachment 3 – Tax Income Projections Worksheet

OPERATING BUDGET FOR FISCAL YEAR 2020/21

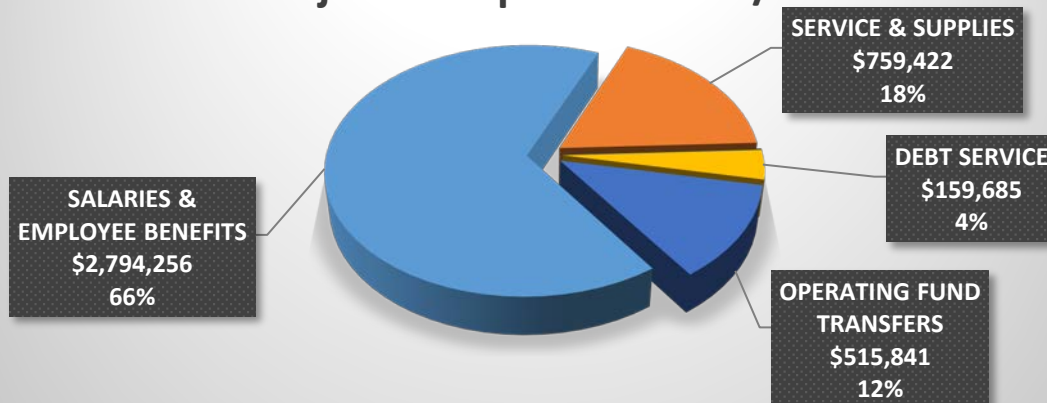
REVENUES	\$4,248,620
PROPERTY TAX (AD VALOREM)	\$2,210,407
DISTRICT TAX & ASSESSMENTS	\$1,696,148
OTHER REVENUE	\$302,065
CHARGES FOR SERVICE	\$40,000

Projected Revenues FY 20/21



EXPENDITURES	\$4,229,204
SALARIES & EMPLOYEE BENEFITS	\$2,794,256
SERVICE & SUPPLIES	\$759,422
CAPITAL OUTLAY	\$0
DEBT SERVICE	\$159,685
OPERATING FUND TRANSFERS	\$515,841
Surplus (Deficit)	\$19,416

Projected Expenses FY 20/21



Revenue Sources	General Operating Fund	1996 Special Tax	2006 Benefit Assessment ⁽¹⁾	Prevention Fees	Grants	Measure Z	TOTAL
County Tax Revenue	\$2,341,910	-	-	-	-	-	\$2,341,910
District Assessment & Tax	-	\$314,101	\$1,382,047	-	-	-	\$1,696,148
Use of Money	\$28,273	-	-	-	-	-	\$28,273
Intergovernmental	\$73,603	-	-	-	-	\$62,500	\$136,103
Charges for Service	\$10,000	-	-	\$30,000	-	-	\$40,000
Other Revenue	\$6,186	-	-	-	-	-	\$6,186
Total Revenue	\$2,459,972	\$314,101	\$1,382,047	\$30,000	\$0	\$62,500	\$4,248,620
Expenditures and Appropriations							
Personnel	\$1,779,362	\$293,762	\$633,379	\$87,753.47	-	-	\$2,794,256
Services & Supplies	\$349,893	\$20,340	\$250,609	-	-	\$138,580	\$759,422
Grants Match	-	-	-	-	-	-	\$0
Debt Service	-	-	\$159,685	-	-	-	\$159,685
Capital Expense	-	-	-	-	-	-	\$0
Other Required Expenditures	\$345,613	-	\$170,228	-	-	-	\$515,841
Total Expenditures	\$2,474,868	\$314,101	\$1,213,901	\$87,753	\$0	\$138,580	\$4,229,204
Fund Balance	(\$14,897)	\$0	\$168,146	(\$57,753)	\$0	(\$76,080)	
							Revenue to/from Contingency Funds \$19,416
Operating Fund Balance needed on July 1, 2020 \$2,114,602							\$2,189,776

Fund Balances - Ending \$2,209,192

Footnote #1 - The Benefit Assessment funds 1 Chief officer, 3 Fire Captains, 3 Firefighters, 1/3 of the operations, and the debt service on Apparatus Loan

	Admin	Suppression	Prevention	Logistics	TOTAL
Full Time Positions	3	15	-	-	18
Part-time Positions	-	-	3	-	3
Volunteer Positions	-	4	-	10	10

FY20-21 Revenues

	FY 2019/20 Actuals	Approved Preliminary FY 20/21	DRAFT FINAL FY 20/21	Notes
REVENUE				
TAX REVENUE	\$ 4,069,874	\$ 3,880,569	\$ 4,038,944	
800010 · PROPERTY TAX-CURRENT-SECURED	\$ 2,210,407	\$ 2,071,102	\$ 2,210,407	Roll over
800020 · PROPERTY TAX-CURRENT-UNSECURED	\$ 89,290	\$ 87,000	\$ 82,582	Using the lowest confidence amount from projections
800030 · PROPERTY TAX-PRIOR YEARS	\$ 32,345	\$ 10,390	\$ 19,993	
105900 · SUPPLEMENTAL PROPERTY TAX-PY	\$ 2,941		\$ -	
800040 · SUPPLEMENTAL TAXES- CURRENT	\$ 33,731	\$ 27,000	\$ 24,428	
800041 · SUPPLEMENTAL TAXES-PRIOR YEAR	\$ 4,028	\$ 4,500	\$ 4,500	
800460 · STATE TIMBER TAX	\$ 984	\$ 312	\$ 886	
800050 · PROPERTY ASSESSMENTS	\$ 1,696,148	\$ 1,680,265	\$ 1,696,148	Roll over
USE OF MONEY & PROPERTY	\$ 29,006	\$ 21,150	\$ 28,273	
800190 · INTEREST INCOME	\$ 29,006	\$ 21,150	\$ 28,273	
INTERGOVERNMENTAL	\$ 203,081	\$ 116,387	\$ 136,103	
800451 · HOMEOWNERS PROP. TAX RELIEF	\$ 25,216	\$ 3,782	\$ 26,120	
800580 · FEDERAL AID IN-LIEU TAX	\$ 111	\$ -	\$ -	
800600 · OTHER GOVERNMENT AGENCIES	\$ 108,077	\$ 112,293	\$ 109,983	BLFD Contract Ended
Prop 172 Funds	\$ -	\$ 7,593	\$ 9,783	Actual
HSU Contract for Services	\$ 37,000	\$ 37,000	\$ 37,000	
Measure Z Funds	\$ 62,500	\$ 62,500	\$ 62,500	
Workers Compensation Reimbursement	\$ 8,577	\$ -	\$ -	
Air Quality Management District Fees	\$ -	\$ 700	\$ 700	
800944 · GRANT REVENUE	\$ 9,601	\$ -	\$ -	
800950 · FIREFIGHTING REIMBURSEMENTS	\$ 60,076	\$ -	\$ -	
CHARGES FOR SERVICES	\$ 71,031	\$ 40,000	\$ 40,000	
OTHER REVENUE	\$ 49,561	\$ 5,300	\$ 5,300	
TOTAL OPERATING REVENUE	\$ 4,422,553	\$ 4,063,094	\$ 4,248,620	

FY 2020-21 Expenses

	FY 2019/20 Actuals	Approved Preliminary FY 20/21	DRAFT FINAL FY 20/21	Notes
EXPENSES				
SALARIES & EMPLOYEE BENEFITS				
5010 · SALARIES AND WAGES	\$1,910,117	\$1,517,993	\$1,517,993	
5010.1 · Full-Time	\$1,455,756	\$1,129,586	\$1,129,586	
5010.2 · CTO Payout	\$232,313	\$226,000	\$226,000	
5010.3 · Settlement Pay/Vacation	\$25,463	\$30,000	\$30,000	
5010.4 · Holiday Pay	\$47,267	\$0	\$0	
5010.5 · Deferred Compensation	\$59,600	\$49,400	\$49,400	
5010.6 · Part-Time (Hourly)	\$69,312	\$83,007	\$83,007	
5010.8 · CalFire/OES Pay	\$20,407			
5020 · RETIREMENT	\$472,981	\$354,996	\$354,996	
5020.1 · CalPERS Retirement	\$441,668	\$333,094	\$333,094	
5020.3 · Social Security	\$4,196	\$4,019	\$4,019	
5020.4 · Medicare	\$27,117	\$17,583	\$17,583	
5020.5 · CalPERS Section 218 Admin Fee	\$0	\$300	\$300	
5030-GROUP INSURANCE	\$733,540	\$820,614	\$833,821	
5030.1 · Health Insurance (Employees)	\$432,100	\$468,190	\$476,570	Rate Increase
5030.2 · Health Insurance (Retirees)	\$247,695	\$298,376	\$303,203	
5030.3 · Retiree Health Admin Fees	\$1,340	\$4,068	\$4,068	
5030.4 · Dental & Life Insurance	\$35,783	\$32,940	\$32,940	
5030.5 · Air Ambulance Insurance	\$2,024	\$1,100	\$1,100	
5030.6 · Vision	\$4,354	\$7,000	\$7,000	
5030.7 · Long Term Disability Insurance	\$7,260	\$5,940	\$5,940	
5030.8 · Medical Reimbursement-Fire Chief	\$2,985	\$3,000	\$3,000	
5033 · UNEMPLOYMENT INSURANCE	\$690	\$35,000	\$35,000	
5035 · WORKER'S COMPENSATION	\$84,222	\$52,447	\$52,447	
TOTAL SALARIES & EMPLOYEE BENEFITS	\$3,201,551	\$2,781,049	\$2,794,256	

FY 2020-21 Expenses

SERVICE & SUPPLIES			
5050 · CLOTHING & PERSONAL SUPPLIES	\$17,237	\$18,000	\$18,000
5050.1 · Uniforms	\$16,885	\$16,000	\$16,000
5050.2 · Station Boots	\$351	\$2,000	\$2,000
5060 · COMMUNICATIONS	\$22,561	\$40,100	\$40,100
5060.1 · Phones & Internet	\$20,544	\$35,000	\$35,000
5060.2 · Alarm Monitoring	\$2,017	\$3,000	\$3,000
5060.3 · Communication - Miscellaneous	\$0	\$500	\$500
5060.4 · HCFA Radio System Annual Fee	\$0	\$1,600	\$1,600
5080 · FOOD	\$907	\$2,000	\$2,000
5080.1 · Food/Rehab Supplies	\$839	\$1,500	\$1,500
5080.2 · Drinking Water	\$68	\$500	\$500
5090 · HOUSEHOLD EXPENSE	\$7,638	\$7,300	\$7,300
5090.1 · Station Supplies	\$2,896	\$3,300	\$3,300
5090.2 · Garbage Service	\$4,742	\$4,000	\$4,000
5100 · INSURANCE	\$18,018	\$18,018	\$23,335
5100.1 · Liability Insurance	\$18,018	\$18,018	\$23,335
			Rate Increase
5120 · MAINTENANCE-EQUIPMENT	\$39,902	\$69,650	\$92,550
5120.1 · Fire Apparatus	\$21,658	\$30,000	\$50,000
5120.2 · Officers Vehicles	\$5,089	\$5,000	\$5,000
5120.3 · Hose & Ladder Testing	\$6,210	\$6,800	\$6,800
5120.4 · Hose Repair	\$0	\$500	\$500
5120.5 · Truck 8283 Aerial Inspection	\$0	\$600	\$600
5120.6 · Truck 8283 Aerial Service	\$0	\$10,000	\$10,000
5120.7 · SCBA	\$1,989	\$6,000	\$6,000
5120.8 · Hydraulic Rescue Tool Service	\$0	\$3,500	\$3,500
5120.9 · Power Tools Maintenance	\$94	\$350	\$350
5120.10 · AED/LUCAS Annual Maintenance	\$4,242	\$5,200	\$8,100
5120.11 · Fire Extinguisher Maintenance	\$370	\$1,200	\$1,200
5120.12 · Equipment Maintenance - Misc	\$251	\$500	\$500
			LUCAS added
5121 · MAINTENANCE-ELECTRONICS	\$420	\$2,900	\$2,900
5121.1 · Computers	\$324	\$1,000	\$1,000
5121.2 · Radios, Pagers, & FireCom	\$0	\$400	\$400
5121.3 · Batteries	\$96	\$1,500	\$1,500
5122 · FUEL	\$32,497	\$35,000	\$35,000
5126 · UTILITIES	\$39,478	\$36,000	\$36,000
5126.1 · P G & E	\$33,331	\$30,000	\$30,000
5126.2 · Water & Sewer	\$6,147	\$6,000	\$6,000
5130 · MAINTENANCE-STRUCTURE	\$4,971	\$3,500	\$3,500
5130.1 · General Structure Maintenance	\$1,610	\$1,000	\$1,000
5130.2 · Grounds Maintenance	\$1,652	\$500	\$500
5130.3 · Emergency Power Maintenance	\$1,709	\$2,000	\$2,000
5140 · MEDICAL SUPPLIES	\$1,690	\$4,000	\$4,000

FY 2020-21 Expenses

5150 · DUES & SUBSCRIPTIONS	\$16,579	\$16,297	\$16,424	
5150.1 · I Am Responding Annual Fee	\$0	\$0	\$0	
5150.2 · Scheduling Program Annual Fee	\$2,547	\$2,547	\$2,674	Rate Increase
5150.4 · Parcel Quest Annual Fees	\$1,799	\$1,800	\$1,800	
5150.6 · Dues	\$520	\$2,000	\$2,000	
5150.7 · Subscriptions	\$3,417	\$1,900	\$1,900	
5150.8 · Google Services	\$2,730	\$1,800	\$1,800	
5150.9 · Emergency Reporting Software	\$3,218	\$3,700	\$3,700	
5150.10 · eDispatches Software	\$1,548	\$1,750	\$1,750	
5150.11 · Humboldt Cnty Fire Chiefs' Assoc	\$800	\$800	\$800	
5160 · MISCELLANEOUS EXPENSE	\$922	\$1,000	\$1,000	
5170 · OFFICE SUPPLIES	\$1,057	\$4,500	\$4,500	
5171 · POSTAGE & SHIPPING	\$509	\$1,000	\$1,000	
5180 · PROFESSIONAL & SPECIAL SERVICES	\$230,789	\$257,230	\$277,230	
5180.1 · Dispatch Services	\$115,387	\$138,580	\$138,580	
5180.2 · Legal Services	\$39,295	\$40,000	\$60,000	Increased
5180.3 · Audit Services	\$9,464	\$10,000	\$10,000	
5180.4 · Accountant/Bookkeeping	\$5,957	\$10,000	\$10,000	
5180.5 · Shredding Services	\$188	\$400	\$400	
5180.6 · CAD Interface Maintenance Fee	\$2,000	\$1,750	\$1,750	
5180.8 · GASB 75 Report	\$9,150	\$7,000	\$7,000	
5180.9 · Medical exam/Drug Screening	\$1,457	\$5,000	\$5,000	
5180.11 · Background Checks	\$4,245	\$3,000	\$3,000	
5180.12 · IT Services	\$37,615	\$26,000	\$26,000	
5180.15 · Miscellaneous Services	\$0	\$500	\$500	
5180.16 · Human Resource Services	\$6,032	\$15,000	\$15,000	
5190 · PUBLICATIONS & NOTICES	\$312	\$1,000	\$1,000	
5200 · LEASES-EQUIPMENT	\$6,681	\$6,500	\$6,500	
5200.1 · Copier	\$6,681	\$6,500	\$6,500	
5210 · RENT	\$96,000	\$96,000	\$96,000	

FY 2020-21 Expenses

5230 · SPECIAL DISTRICT EXPENSE	\$81,289	\$70,473	\$83,483	
5230.1 · Property Tax Admin Fee	\$61,275	\$54,458	\$67,076	Percent of tax revenue
5230.2 · Tax Roll Direct Charge Fee	\$6,217	\$5,228	\$6,276	
5230.3 · LAFCO Annual Fee	\$3,539	\$4,357	\$3,701	
5230.5 · Assessment Adjustments/Refunds	\$108	\$1,000	\$1,000	
5230.6 · Public Education Supplies	\$470	\$0	\$0	
5230.7 · Fire Prevention Supplies	\$253	\$400	\$400	
5230.8 · Certifications	\$1,007	\$1,000	\$1,000	
5230.10 · Recruitment	\$0	\$500	\$500	
5230.11 · Bank Fees	\$325	\$1,000	\$1,000	
5230.14 · Recognition, Shields, & Badges	\$127	\$1,000	\$1,000	
5230.15 · Health & Wellness	\$76	\$530	\$530	
5230.16 · Public Outreach	\$7,498	\$1,000	\$1,000	
5230 · Other	\$394			
5234 · TRAINING	\$4,736	\$2,000	\$2,000	
5234.1 · Staff Training	\$1,657	\$0	\$0	
5234.2 · Training Supplies	\$3,079	\$2,000	\$2,000	
5280 · OTHER GOVERNMENT AGENCIES	\$0	\$1,000	\$1,000	
5280.2 · HCFA Air Trailer Annual Fee	\$0	\$1,000	\$1,000	
5370 · EQUIPMENT PURCHASES	\$2,131	\$4,600	\$4,600	
5370.1 · PPE - Structural	\$0	\$0	\$0	
5370.2 · PPE - Wildland	\$0	\$0	\$0	
5370.3 · PPE - VLU	\$0	\$100	\$100	
5370.4 · Fire Hose	\$0	\$0	\$0	
5370.5 · Equipment Fabrication	\$0	\$500	\$500	
5370.6 · Firefighting Equipment	\$777	\$1,000	\$1,000	
5370.8 · Computer Systems Upgrade	\$1,354	\$3,000	\$3,000	
TOTAL SERVICE & SUPPLIES	\$626,323	\$698,068	\$759,422	
OTHER REQUIRED EXPENDITURES				
CAPITAL EXPENSE	\$0	\$0	\$0	
EQUIPMENT LOAN DEBT SERVICE	\$167,905	\$159,685	\$159,685	
Long Term Debt - Principal	\$152,696	\$152,095	\$152,095	Last Payment
Long Term Debt - Interest	\$15,209	\$7,590	\$7,590	
OPERATING FUND TRANSFERS	\$473,011	\$382,725	\$515,841	
Contingency Fund Transfer	\$0	\$0	\$150,000	Pay Back
PERS Unfunded Liab	\$473,011	\$382,725	\$365,841	Early Payment discount
TOTAL OTHER REQUIRED EXPENDITURES	\$640,916	\$542,410	\$675,526	
BUDGET CONTINGENCY [Funded (underfunded)]	(\$46,237)	\$41,567	\$19,416	

Projected Fund Balances FY 20/21

	Operating Fund		Capital Improvement Fund		Contingency Fund		PERS Fund	
	2019/20	2020/21	2019/20	2020/21	2019/20	2020/21	2019/20	2020/21
	<u>Actuals</u>	<u>Budget</u>	<u>Actuals</u>	<u>Budget</u>	<u>Actuals</u>	<u>Budget</u>	<u>Actuals</u>	<u>Budget</u>
Fund Balance - Beginning	\$2,236,013	\$2,189,776	\$188,630	\$188,630	\$308,723	\$56,596	\$330,333	\$30,333
Revenues & Transfers In	\$4,422,553	\$4,248,620	\$0	\$0	\$0	\$150,000	\$0	\$0
Expense & Transfers Out	\$4,468,790	\$4,229,204	\$0	\$0	\$252,127	\$0	\$300,000	\$0
Rev Over (Under) Exp	(\$46,237)	\$19,416	\$0	\$0	(\$252,127)	\$150,000	(\$300,000)	\$0
Fund Balance - Ending	\$2,189,776	\$2,209,192	\$188,630	\$188,630	\$56,596	\$206,596	\$30,333	\$30,333

PROJECTED FUNDS IN RESERVE ACCOUNTS AT COUNTY TREASURY AS OF June 30, 2021	\$425,559
----------------------------------------------------------------------------	------------------



Resolution Number: 20-226

A RESOLUTION OF THE ARCATA FIRE PROTECTION DISTRICT BOARD OF DIRECTORS ADOPTING THE FISCAL YEAR 2020/21 BUDGET

WHEREAS, the Board of Directors has reviewed and considered the Budget for Fiscal Year 2020/21, Exhibit A, hereinafter referred to as the "Budget"; and

WHEREAS, the Budget provides a comprehensive plan of financial operations for the District including an estimate of revenues and the anticipated requirements for expenditures, appropriations, and reserves for the forthcoming fiscal year; and

WHEREAS, the Budget establishes the basis for incurring liability and making expenditures on behalf of the District; and

WHEREAS, section 13895 of the Health and Safety Code provides that on or before October 1 of each year, the Board must adopt a final budget which conforms to the accounting and budgeting procedures for special districts, and

WHEREAS, the Preliminary Fiscal Year 2020/21 Budget was adopted at the June 9, 2020 Regular Board Meeting by a roll call vote, and the date of the public hearing set for the September Regular Board Meeting; and

WHEREAS, the September 8, 2020 Regular Board Meeting agenda in which the proposed budget for Fiscal Year 2020/21 was noticed pursuant to the notice provisions of the Ralph M. Brown Act, as codified in section 54950 et seq. of the California Government Code; and

WHEREAS, the September 8, 2020 Regular Board Meeting, the public was offered an opportunity to comment on the proposed budget for Fiscal Year 2020/21, prior to the Board taking action on the matter.

NOW THEREFORE, BE IT RESOLVED THAT the Arcata Fire Protection District Board of Directors hereby approves and adopts the Fiscal Year 2020/21 Budget.

BE IT FURTHER RESOLVED THAT the Fire Chief or designee shall transmit a certified copy of this resolution with Exhibit A, the adopted budget for Fiscal Year 2020/21 to the Office of the Humboldt County Auditor Controller as required pursuant to section 13895 of the Health and Safety Code.

ADOPTED, SIGNED AND APPROVED at a duly called meeting of the Board of Directors of the Arcata Fire Protection District by the following polled vote:

Ayes:

Nays:

Abstain:

Absent:

DATED: September 8, 2020

Signed:

Nicole Johnson, President

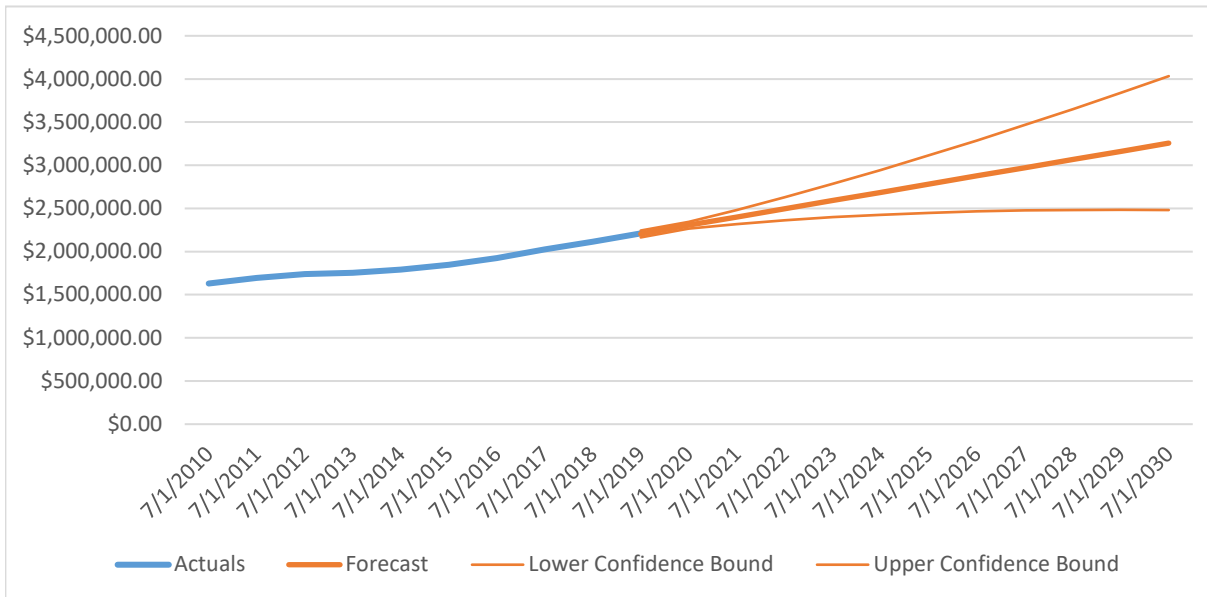
Attest:

Becky Schuette, Board Clerk/Secretary

NO.111 BUDGET FOR FISCAL YEAR 2020/2120

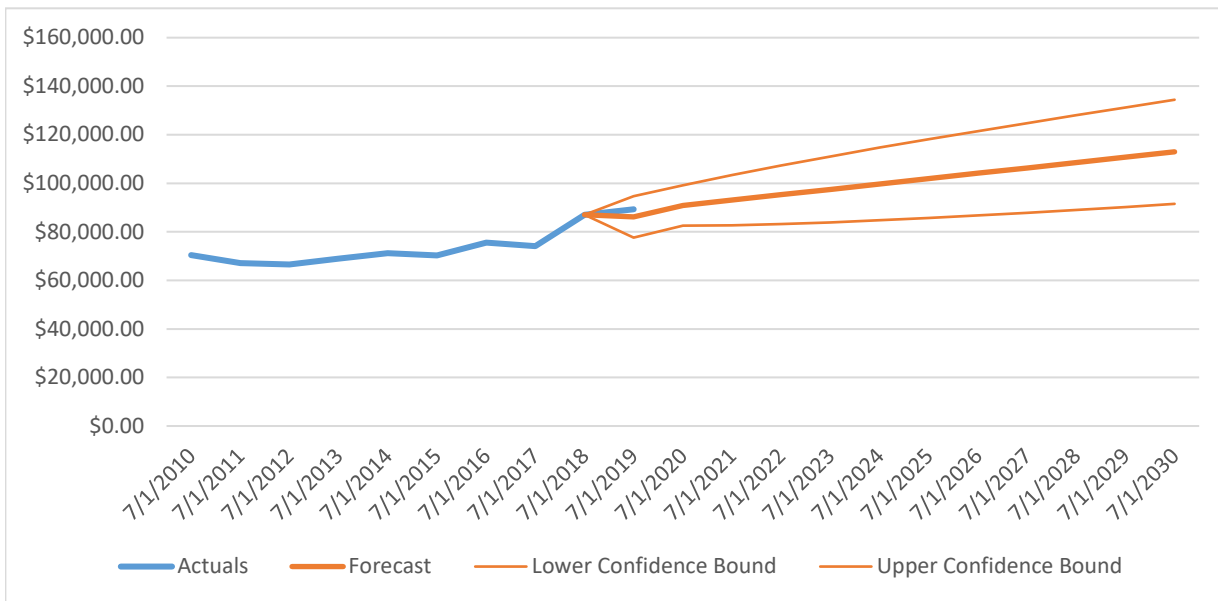
SALARIES & EMPLOYEE BENEFITS		
5010 · SALARIES AND WAGES		\$1,517,993
5020 · RETIREMENT		\$354,996
5030 · GROUP INSURANCE		\$833,821
5033 · UNEMPLOYMENT INSURANCE		\$35,000
5035 · WORKER'S COMPENSATION		\$52,447
	<u>Total SALARIES & EMPLOYEE BENEFITS</u>	<u>\$2,794,256</u>
SERVICE & SUPPLIES		
5050 · CLOTHING & PERSONAL SUPPLIES		\$18,000
5060 · COMMUNICATIONS		\$40,100
5080 · FOOD		\$2,000
5090 · HOUSEHOLD EXPENSE		\$7,300
5100 · INSURANCE		\$23,335
5120 · MAINTENANCE-EQUIPMENT		\$92,550
5121 · MAINTENANCE-ELECTRONICS		\$2,900
5122 · FUEL		\$35,000
5126 · UTILITIES		\$36,000
5130 · MAINTENANCE-STRUCTURE		\$3,500
5140 · MEDICAL SUPPLIES		\$4,000
5150 · DUES & SUBSCRIPTIONS		\$16,424
5160 · MISCELLANEOUS EXPENSE		\$1,000
5170 · OFFICE SUPPLIES		\$4,500
5171 · POSTAGE & SHIPPING		\$1,000
5180 · PROFESSIONAL & SPECIAL SERVICES		\$277,230
5190 · PUBLICATIONS & NOTICES		\$1,000
5200 · LEASES-EQUIPMENT		\$6,500
5210 · RENT		\$96,000
5230 · SPECIAL DISTRICT EXPENSE		\$83,483
5234 · TRAINING		\$2,000
5280 · OTHER GOVERNMENT AGENCIES		\$1,000
5370 · EQUIPMENT PURCHASES		\$4,600
	<u>Total SERVICE & SUPPLIES</u>	<u>\$759,422</u>
CAPITAL OUTLAY		\$0
DEBT SERVICE		\$159,685
OPERATING FUND TRANSFERS-		\$515,841
	TOTAL EXPENDITURES	\$675,526
	TOTAL REVENUES	\$4,248,620
	BUDGET CONTINGENCY [Funded (underfunded)]	\$19,416

Timeline	Actuals	Forecast	Lower Confidence Bound	Upper Confidence Bound
7/1/2010	\$1,629,875.23			
7/1/2011	\$1,694,123.39			
7/1/2012	\$1,738,862.99			
7/1/2013	\$1,752,439.56			
7/1/2014	\$1,792,013.60			
7/1/2015	\$1,847,576.68			
7/1/2016	\$1,925,339.01			
7/1/2017	\$2,026,498.60			
7/1/2018	\$2,114,599.26			
7/1/2019	\$2,210,406.53	\$2,203,827.51	\$2,164,042.18	\$2,243,612.84
7/1/2020		\$2,305,515.27	\$2,267,693.19	\$2,343,337.35
7/1/2021		\$2,400,637.17	\$2,319,530.10	\$2,481,744.23
7/1/2022		\$2,495,759.06	\$2,362,486.66	\$2,629,031.47
7/1/2023		\$2,590,880.96	\$2,397,768.76	\$2,783,993.17
7/1/2024		\$2,686,002.86	\$2,426,227.95	\$2,945,777.77
7/1/2025		\$2,781,124.76	\$2,448,490.04	\$3,113,759.47
7/1/2026		\$2,876,246.65	\$2,465,037.28	\$3,287,456.03
7/1/2027		\$2,971,368.55	\$2,476,255.25	\$3,466,481.85
7/1/2028		\$3,066,490.45	\$2,482,461.16	\$3,650,519.74
7/1/2029		\$3,161,612.35	\$2,483,921.76	\$3,839,302.93
7/1/2030		\$3,256,734.24	\$2,480,865.43	\$4,032,603.06



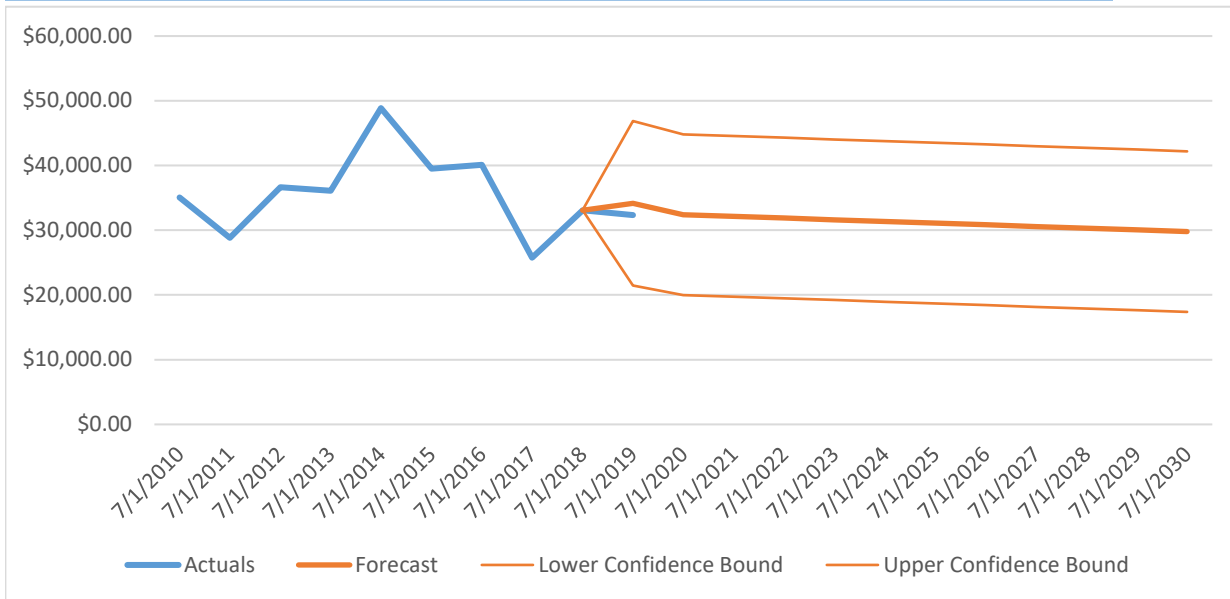
Current Unsecured

Timeline	Actuals	Forecast	Lower Confidence Bound	Upper Confidence Bound
7/1/2010	\$70,409.65			
7/1/2011	\$67,159.46			
7/1/2012	\$66,553.73			
7/1/2013	\$69,011.49			
7/1/2014	\$71,141.29			
7/1/2015	\$70,317.24			
7/1/2016	\$75,500.37			
7/1/2017	\$74,060.52			
7/1/2018	\$87,029.00	\$87,029.00	\$87,029.00	\$87,029.00
7/1/2019	\$89,289.88	\$86,156.87	\$77,616.91	\$94,696.82
7/1/2020		\$90,863.06	\$82,582.82	\$99,143.31
7/1/2021		\$93,074.18	\$82,718.90	\$103,429.46
7/1/2022		\$95,285.30	\$83,202.08	\$107,368.51
7/1/2023		\$97,496.41	\$83,899.37	\$111,093.46
7/1/2024		\$99,707.53	\$84,745.63	\$114,669.43
7/1/2025		\$101,918.65	\$85,703.20	\$118,134.10
7/1/2026		\$104,129.77	\$86,747.97	\$121,511.56
7/1/2027		\$106,340.88	\$87,863.43	\$124,818.34
7/1/2028		\$108,552.00	\$89,037.65	\$128,066.35
7/1/2029		\$110,763.12	\$90,261.72	\$131,264.52
7/1/2030		\$112,974.23	\$91,528.74	\$134,419.72



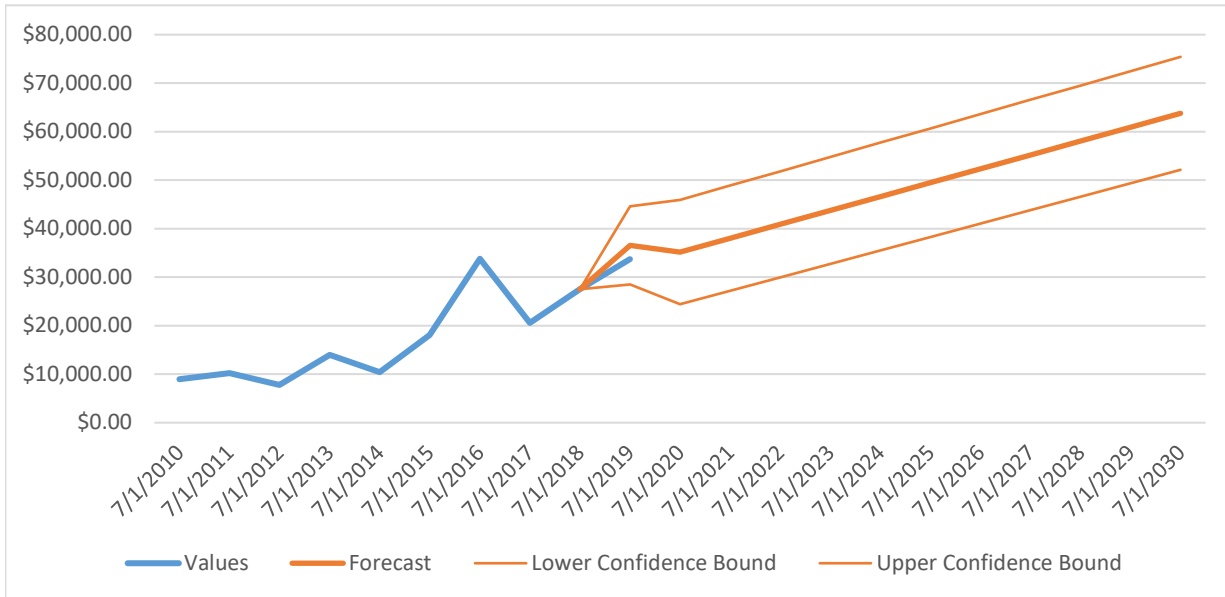
Prior Years

Timeline	Actuals	Forecast	Lower Confidence Bound	Upper Confidence Bound
7/1/2010	\$35,058.47			
7/1/2011	\$28,811.85			
7/1/2012	\$36,629.68			
7/1/2013	\$36,101.07			
7/1/2014	\$48,864.43			
7/1/2015	\$39,518.77			
7/1/2016	\$40,107.17			
7/1/2017	\$25,757.77			
7/1/2018	\$33,106.10	\$33,106.10	\$33,106.10	\$33,106.10
7/1/2019	\$32,345.35	\$34,154.88	\$21,439.67	\$46,870.08
7/1/2020		\$32,403.59	\$19,993.75	\$44,813.42
7/1/2021		\$32,142.45	\$19,732.56	\$44,552.34
7/1/2022		\$31,881.31	\$19,471.32	\$44,291.30
7/1/2023		\$31,620.17	\$19,210.03	\$44,030.32
7/1/2024		\$31,359.04	\$18,948.66	\$43,769.41
7/1/2025		\$31,097.90	\$18,687.22	\$43,508.57
7/1/2026		\$30,836.76	\$18,425.69	\$43,247.83
7/1/2027		\$30,575.62	\$18,164.05	\$42,987.20
7/1/2028		\$30,314.49	\$17,902.29	\$42,726.68
7/1/2029		\$30,053.35	\$17,640.40	\$42,466.29
7/1/2030		\$29,792.21	\$17,378.37	\$42,206.05



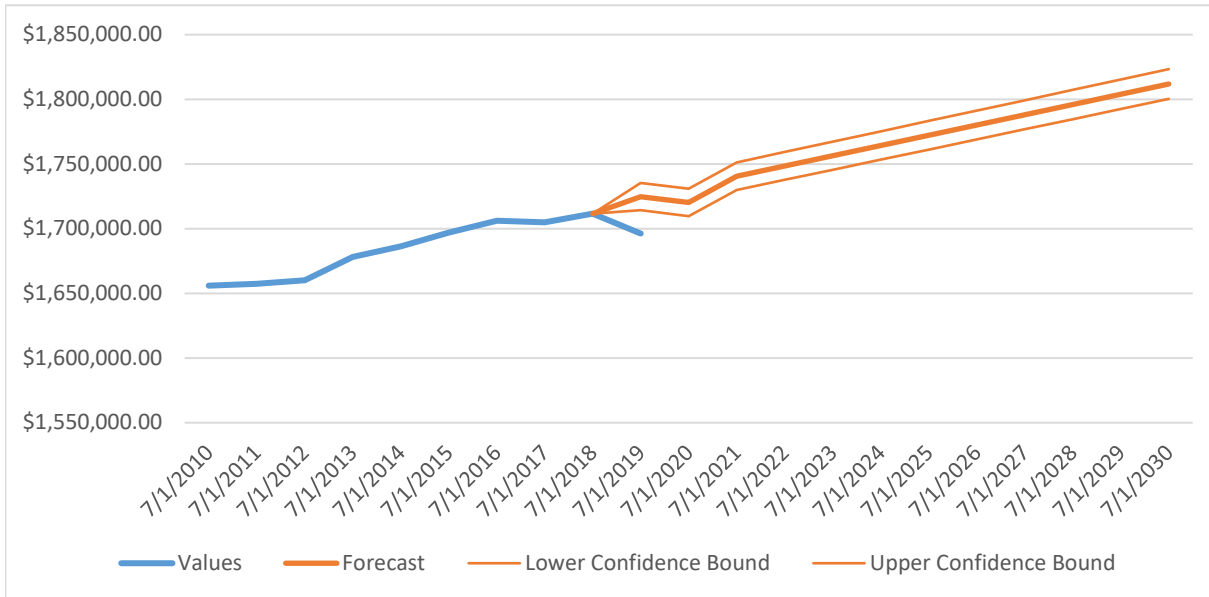
Current Supplemental

Timeline	Values	Forecast	Lower Confidence Bound	Upper Confidence Bound
7/1/2010	\$8,932.24			
7/1/2011	\$10,226.47			
7/1/2012	\$7,786.90			
7/1/2013	\$13,971.93			
7/1/2014	\$10,405.03			
7/1/2015	\$18,064.73			
7/1/2016	\$33,795.49			
7/1/2017	\$20,578.31			
7/1/2018	\$27,487.19	\$27,487.19	\$27,487.19	\$27,487.19
7/1/2019	\$33,731.19	\$36,568.89	\$28,522.52	\$44,615.25
7/1/2020		\$35,178.96	\$24,428.91	\$45,929.00
7/1/2021		\$38,039.21	\$27,202.81	\$48,875.60
7/1/2022		\$40,899.46	\$29,976.05	\$51,822.86
7/1/2023		\$43,759.71	\$32,748.62	\$54,770.79
7/1/2024		\$46,619.96	\$35,520.54	\$57,719.37
7/1/2025		\$49,480.21	\$38,291.81	\$60,668.60
7/1/2026		\$52,340.46	\$41,062.44	\$63,618.48
7/1/2027		\$55,200.71	\$43,832.42	\$66,568.99
7/1/2028		\$58,060.96	\$46,601.77	\$69,520.14
7/1/2029		\$60,921.21	\$49,370.49	\$72,471.93
7/1/2030		\$63,781.46	\$52,138.58	\$75,424.33



District Assessments

Timeline	Values	Forecast	Lower Confidence Bound	Upper Confidence Bound
7/1/2010	\$1,655,941.37			
7/1/2011	\$1,657,268.07			
7/1/2012	\$1,660,059.80			
7/1/2013	\$1,678,058.30			
7/1/2014	\$1,686,245.09			
7/1/2015	\$1,697,085.38			
7/1/2016	\$1,706,047.52			
7/1/2017	\$1,704,801.00			
7/1/2018	\$1,711,619.00	\$1,711,619.00	\$1,711,619.00	\$1,711,619.00
7/1/2019	\$1,696,147.52	\$1,724,746.16	\$1,714,212.45	\$1,735,279.87
7/1/2020		\$1,720,269.03	\$1,709,650.71	\$1,730,887.35
7/1/2021		\$1,740,583.07	\$1,729,879.49	\$1,751,286.65
7/1/2022		\$1,748,501.53	\$1,737,712.04	\$1,759,291.02
7/1/2023		\$1,756,419.99	\$1,745,543.94	\$1,767,296.03
7/1/2024		\$1,764,338.45	\$1,753,375.21	\$1,775,301.68
7/1/2025		\$1,772,256.91	\$1,761,205.85	\$1,783,307.96
7/1/2026		\$1,780,175.36	\$1,769,035.86	\$1,791,314.87
7/1/2027		\$1,788,093.82	\$1,776,865.24	\$1,799,322.40
7/1/2028		\$1,796,012.28	\$1,784,694.01	\$1,807,330.55
7/1/2029		\$1,803,930.74	\$1,792,522.17	\$1,815,339.31
7/1/2030		\$1,811,849.20	\$1,800,349.71	\$1,823,348.68



Date: September 8, 2020
To: Board of Directors, Arcata Fire District
From: Justin McDonald, Fire Chief
Subject: Measure F Update

Background

This item will be a standing agenda item until the election is completed, and is an opportunity for staff and the Board to receive updates regarding Measure F. It is information only, with no action to be taken.

Recommendation

None

- **District Funds Requested/Required**

- No Impact/Not Applicable
- Funding Source Confirmed:
- Other:

Alternatives

The Board has the following alternatives:

1. Take no action
2. With direction, refer the topic back to staff for further consideration

Attachments

None

Date: September 8, 2020
To: Board of Directors, Arcata Fire District
From: Justin McDonald, Fire Chief
Subject: Consider New Account With Coast Central Credit Union

Background

In November 2018 the District Board authorized the move to Coast Central Credit Union for our regular District business accounts. The account includes our regular checking account (Business Advantage Interest Checking) and a savings account (Business Membership Savings). The savings account has been primarily utilized as a miscellaneous donation fund, receiving dividend credit on a quarterly basis.

Recent events caused District staff to look at the ability of utilizing this account as a way to keep a cushion for bill pay funding and payroll. District funding is currently sitting in the County Treasury and while a warrant request for funding is submitted to the auditor's office, roughly, once a month, it now takes up to two weeks to receive our funds direct deposit. This is requiring that we request the treasury funds on a more frequent basis because it is taking longer to get the funds.

Having communicated our frustrations with our Coast Central contact (Member Business Services Officer), she suggested that the District consider a liquid asset account. While our "savings" account earns dividend on a quarterly basis, the liquid asset account dividends are calculated daily and paid monthly.

The intent of opening such an account would be simply to have easily accessible reserve funds, without having to rely on the County Auditor or its increasingly lengthy waiting period.

There would be no additional signature cards needed. The only documentation required is simply approval by the District Board.

Recommendation

Staff recommends the Board consider the information provided, take public comment, discuss and authorize approval of the liquid assets account with Coast Central Credit Union and for the Board Clerk/Secretary to submit such approval as required.

District Funds Requested/Required

- No Impact/Not Applicable
- Funding Source Confirmed:
- Other:

Alternatives

The Board has the following alternatives:

1. Take no action
2. With direction, refer the topic back to staff for further consideration

Attachments

Attachment 1 - Member Business Accounts Rates Sheet

Belonging Never Felt Better®

Member Business Account Rates

SAVINGS ACCOUNTS

The following business savings and checking account rates have been declared for the period of 4/1/20 to 06/30/20.

	<u>Balance</u>	<u>Annual Percentage Yield (APY)</u>	<u>Rate</u>
Business Membership Savings (5000)	0 to 99.	0.00%	0.00%
	100. to 499.	0.10%	0.10%
	500. to 2,499.	0.15%	0.15%
	2,500. to 9,999.	0.20%	0.20%
	10,000. +	0.25%	0.25%

Dividends for the above accounts are paid quarterly on the daily balance. Savings and checking account dividends will be declared by the Board of Directors at the end of each quarter. The above yields represent what was paid during the above quarter. Law prohibits the payment of dividends in excess of the credit union's available earnings.

CHECKING & LIQUID ASSET ACCOUNTS

The following dividend rates have been declared for July 2020.

	<u>Balance</u>	<u>Annual Percentage Yield (APY)</u>	<u>Rate</u>
Business Interest Checking (5200)	All	0.05%	0.05%
Business Liquid Assets (7000)	0 to 9,999.	0.05%	0.05%
	10,000. to 24,999.	0.25%	0.25%
	25,000. to 49,999.	0.30%	0.30%
	50,000. to 74,999.	0.35%	0.35%
	75,000. +	0.40%	0.40%

Dividends declared for Business Checking and Liquid Asset accounts are calculated on the daily balance and paid monthly. Dividends are declared by the Board of Directors at the end of each month. Please refer to your "Important Account Information" booklet (also available on our website at coastccu.org) for full details, terms, and conditions.

Date: September 8, 2020
To: Board of Directors, Arcata Fire District
From: Justin McDonald, Fire Chief
Subject: Consideration of Petition for Adjustment of Fire Assessment Fees

Background

On August 31, 2020 the District received a Petition for Adjustment of Fire Assessment from the owner of the property located at 211 G Street in Arcata, parcel assessment #503-224-007-000. Along with the signed petition, Mr. George Green Jr., provided his backup documentation regarding the property use, which is provided in Attachment 1.

For informational background, Land Use Codes (LUC) are provided by the County with the annual parcel list at the beginning of each fiscal year. Each LUC is assigned a Unit of Benefit (UOB). Both the Special Tax and the Benefit Assessment Units of Benefit are attributed to each land use type based on the type of property and risk classification of the structures, or other improvements on, or the use of, the property. Risk classifications are determined upon consideration of, but not limited to the factors set forth in section 50078.2 of the Government Code. The Special Tax rate is \$5 per UOB and the Benefit Assessment rates is \$22 per UOB.

Staff researched the assessment fee submission for this parcel for historical reference:

- Assigned Land Use Code *5201 - Commercial Retail, to 1999 square feet*
- Units of Benefit for LUC 5201 = twelve (12)
- 2018/19 Tax Roll submission reduced to 10 UOB. Charges: \$50/\$220
- 2019/20 Tax Roll submission 12 UOB. Charges: \$60/\$264
- 2020/21 Tax Roll submission 12 UOB. Charges: \$60/\$264

Petitioner has indicated the parcel has two uses, two separate buildings. The larger of the two is the residential unit and the smaller unit is the business operation at approximately 300 square feet. Mr. Green is requesting the Board consider assigning the property a residential use code as opposed to a commercial use code; specifically a 2-4 unit LUC. The LUC for *Improved, 2-4 units* is 2120 and equals eight (8) Units of Benefit. Tax Roll submission amount would decrease to \$40/\$176 for an overall decreased difference of \$108 annually.

It must also be noted that all calculations are based on the current tax rates. In the event Measure F passes, all of these rates would change and increase. Changes would not go into effect until the 2021/22 tax year.

Recommendation

Staff recommends the Board review the information provided, take public comment, discuss and consider the petitioner's request. Staff is recommending that this petition be denied specifically because the secondary unit is not residential, nor is it listed as a permitted accessory dwelling unit. The petitioner acknowledges that the parcel is both residential and commercial, which matches the county assigned Land Use Code (5201). Furthermore, when there are multi-use parcels, the fire fees are assessed at the larger Unit of Benefit rate.

District Funds Requested/Required

- No Impact/Not Applicable
- Funding Source Confirmed:
- Other: Minimal impact, \$108 loss annually

Alternatives

The Board has the following alternatives:

1. Take no action
2. With direction, refer the topic back to staff for further consideration

Attachments

Attachment 1- Petition and Supporting Documents



Petition for Adjustment of Fire Assessment

In accordance with the provisions of section 7 of Arcata Fire Protection District Ordinance No. 06-12 (Benefit Assessment) and 97-010 (Special Tax), each property owner in the District shall, within thirty (30) days after the mailing of the notice of the Benefit Assessment and/or Special Tax bill for that fiscal year, have the right to file a written appeal with the District protesting the levy of such assessment or tax.

Filing deadline for the 2020-2021 Property Tax Bill shall be 5:00 pm December 31, 2020.

I do hereby petition the Arcata Fire District Board of Directors for a review of the following information:

SECTION ONE - Property Identification Information

Asmt Number: 503-224-007-000
Property Address: 211 G Street, Arcata

Arcata Fire District Benefit Assessment Charge for FY2020-2021 \$ 264.00
Arcata Fire District Special Tax for FY2020-2021 \$ 60.00

SECTION TWO - Reason for filing appeal

Please provide specific reason(s) why the Benefit Assessment and/or Special Tax is being challenged:

My parcel is not (+ has not been) multifamily 10+ units. I am sole resident. Parcel has two uses, residential and commercial for "grandfathered in" shop.

Attach permits, maps, pictures, letters or other data to substantiate the challenge.

If Commercial Property Provide Total Square Footage: Shop about 300 sq ft, 2270 compared to residence

If a Multifamily Property check one: 10+ Units, 5-9 Units, 2-4 Units for tax purposes.

Single Family Residential: [checked] I talked with Roy Willis the thought 2-4 units would be appropriate.

SECTION THREE - Property owner information

Name: George Green Jr.
Address: 211 G ST. Arcata, Ca. 95521
Phone: (707) 599-8229 Email: gg2314@humboldt1.com

I hereby certify that to the best of my knowledge and belief, the information entered on this petition is a true and fair presentation of the facts relating to this appeal.

You must provide proof of payment to the County in order to receive a reimbursement.

Signature: [Signature] Date: 8/31/20

* Wasn't necessarily looking for a refund, just future consideration (Can't afford new proposed rates,)

7% increase

single family residence

$$206 - 108 \text{ (was 88)} = 98$$

$$\frac{98}{108} \times 100 = 90.7 = \text{91\%}$$

multi family residential 10+ units

$$\begin{array}{r} 729 \\ - 324 \\ \hline 405 \end{array} \quad \frac{405}{324} \times 100 = \text{125\% increase}$$

$$\begin{array}{r} 121 \overline{) 324} \quad 27/\text{mo} \quad 60.75 \\ 121 \overline{) 729} \quad 60.75 \quad \frac{20}{40.75} \end{array}$$

Commercial


$$\begin{array}{r} 766 \\ - 280 \\ \hline 486 \end{array} \quad \frac{486}{280} \times 100 = \text{174\% increase}$$

not just 2x as expensive

but 2 $\frac{3}{4}$ x

$$12 \overline{) 280} = 23.33$$

$$\begin{array}{r} 121 \overline{) 766} \\ 63.83 \\ 23.33 \\ \hline 40.50 \end{array}$$



Dee Brady
Appraisal Technician
County of Humboldt

Phone: 707-476-2321
Fax: 707-445-7410
Toll Free: 866-240-0485
dbrady@co.humboldt.ca.us

Assessor's Office
25 Fifth Street, Room 300
Eureka CA 95501-1153

County of Humboldt

Assessor Inquiry

Jul 02, 2019 11:03:33 AM (-07:00)

Owner: GREEN GEORGE JR UM

Homeowner's exemption because I live there

Values

Land	135,252	MHP	
Structure	135,252	PP	
FixtureRP		Exemption	7,000
Growing		Net	263,504
Total L&I	270,504	Homesite	
Fixtures		R/C #	
TR/Date			
Status			
Description			

ENROLLED is BASE YEAR

<input type="checkbox"/> TPZ	<input type="checkbox"/> Ag Pres	<input type="checkbox"/> Etal	<input type="checkbox"/> Bonds
<input type="checkbox"/> Multi Situs	<input type="checkbox"/> 910 MH	<input type="checkbox"/> Flag 1	<input type="checkbox"/> Flag 2
<input type="checkbox"/> Asmt PP	<input type="checkbox"/> Tax PP	<input type="checkbox"/> Appeal	<input type="checkbox"/> Split

Status	ACTIVE	Status Date	
Taxability Code	000	Descr	NORMAL OWNERSHIP
TRA	001-035	Base Date	
Creating Doc#		Create Date	
Current Doc#	2015R20824	Cur Date	10/30/2015
Terminating Doc#		Term Date	
Neighborhood Code	503	Supl Cnt	1
Asmt Description			
Land Use 1	5201	Commercial Retail, to 1999 square feet	
Land Use 2	1100	Improved Single Family Residential	
Zoning 1		Dwell 1	1
Acres	0.14	SqFt	6,000
Comments	Handwritten notes		

Main	Ownership Detail	Ownership History	Mfg Homes	Attributes	Situs	Parcel Desc
1/1	1/1					

ALL Impts 2000, 07/09/2018 5:09:26 PM

For purposes of the assessor's office
property no longer used by George for bus
vixen - leases at salon. He is
landlord.

County: Building Dept. 445-7445
Planning 445-7541
City of Arcata Planning
822-5956

Description

course
ant
grant
e Park
ational/Resort
op, Body Shop
ct to Exemption
o Exemption
ment
hwd, Wwd, Vacant
Improved
/acant
Improved
Vacant
Vacant
Improved
acant
Improved
/acant
Wwd&Wwd, Improved
Wwd, Vacant
Wwd, Improved
s, Non Taxable Entities
ated Interest

ctis - Improved
acts - Vacant
acts - Improved
- Vacant
- Improved

e, Medical
; Serv Sin

UTU KLANDUSE

Land Use Code Description

Land Use Code	Description	Land Use Code	Description	Land Use Code	Description
0011	ILL - Single Family Residential	3201	Rural, Agricultural, Misc Imps, Unrestricted	5500	Movie Theater
0021	ILL - Multi-Family Residential	3211	Rural, Agricultural, Residence, Unrestricted	5501	Commercial Golf Course
0031	ILL - Rural	3300	Ag Preserve, Vacant	5601	Fast Food Restaurant
0041	ILL - Industrial	3301	Ag Preserve, Misc Imps	5602	Full Service Restaurant
0051	ILL - Commercial	3311	Ag Preserve, Res Imps	5603	Manufactured Home Park
0061	ILL - Subject to Exemption	3400	Non Producing Mineral Rights	5604	Commercial, Recreational/Resort
0071	ILL - Timber Influence	3401	Producing Mineral Rights	5700	Auto Repair, Tire Shop, Body Shop
0090	Manufactured Home Park	3500	Right of Way	6000	Vacant Land, Subject to Exemption
0093	Licensed MH in Park	4000	Vacant Industrial	6001	Improved, Subject to Exemption
0094	Licensed MH in Park w/taxable accessories	4001	Vacant Industrial with Paving/Concrete	6500	Conservation Easement
0095	Taxable MH in Park	4100	Misc Light Industrial	7000	Portion TPZ, Mix Rdwd, Wwd, Vacant
0096	Taxable MH on fee parcel	4101	Light Industrial, Metal Fabrication	7001	Portion TPZ, Rdwd, Improved
0097	Licensed MH on Fee Parcel under different owner	4102	Light Industrial, Wood Product	7002	100% TPZ, Rdwd, Vacant
0098	Taxable MH on Fee Parcel w/taxable accessories/different owner	4200	Light Industrial, Petroleum Products	7003	100% TPZ, Rdwd, Improved
0099	LicM/Hw/taxable accessories/different owner	4301	Heavy Industrial, Wood Product	7004	Portion TPZ, Rdwd, Vacant
1000	Vacant Single Family Residential	4302	Heavy Industrial, Electrical Co-Gen	7005	Portion TPZ, Wwd, Improved
1100	Improved Single Family Residential	5000	Vacant Commercial	7006	100% TPZ, Wwd, Improved
1200	Bed and Breakfast	5001	Vacant Commercial with Paving/Concrete	7007	100% TPZ, Wwd, Vacant
1300	Residential Care Home	5100	Vacant Commercial, Miscellaneous	7008	Portion TPZ, Mix Rdwd&Wwd, Improved
1400	Condominium, Common Area	5101	Commercial Office	7009	Portion TPZ, Rdwd & Wwd, Vacant
1410	Condominium, Single Family Residential	5102	Commercial, Medical-Dental	7010	100% TPZ, Rdwd & Wwd, Improved
2000	Vacant Multi-Family	5103	Commercial, Drive-Thru Coffee	7011	100% TPZ, Rdwd & Wwd, Improved
2110	Improved, 10+ Units	5104	Commercial, Multi Tenant Shops	8000	Public Land, Schools, Non Taxable Entities
2120	Improved, 2-4 Units	5201	Commercial Retail, to 1999 square feet	8888	Main Parcel, Segregated Interest
2150	Improved, 5-9 Units	5202	Commercial Retail, 2000 and above	9000	Public Utilities
2236	Low Income, Sec 236 Housing	5203	Commercial Warehouse	9900	Common Area
2515	Low Income, Sec 515 Housing	5204	Commercial Mini-Warehouse	9930	Rural - Vacant
3000	Vacant, Rural Residential, 1-5 ac	5205	Commercial, Garage	9931	Rural - Improved
3001	Vacant, Rural Residential, 5+ to 10 ac	5206	Commercial, Store with Multi Units	9933	Ag Preserve Contracts - Improved
3002	Vacant, Rural Residential, 10+ to 20 ac	5207	Commercial, Assisted Living Units	9936	Open Spaces Contracts - Vacant
3003	Vacant, Rural Residential, 20+ to 40 ac	5208	Commercial, Vineyard, Residence	9937	Open Spaces Contracts - Improved
3004	Vacant, Rural Residential, 40+ ac	5209	Commercial, Vineyard, Residence	9938	Rural w/ Timber Infl - Vacant
3005	Improved, Rural Residential, up to .99 ac	5301	Gas Station, w/o mini-mart	9939	Rural w/ Timber Infl - Improved
3100	Improved, Rural Residential, 1 to 5 ac	5302	Gas Station w/mini-mart	9940	Industrial - Vacant
3101	Improved, Rural Residential, 5+ to 10 ac	5303	Automatic Car wash	9941	Industrial - Light
3102	Improved, Rural Residential, 10 to 20 ac	5304	Self Serve Car Wash	9942	Industrial - Heavy
3103	Improved, Rural Residential, 20+ to 40 ac	5400	Common Area, Commercial	9951	Comm - Store, Office, Medical
3104	Improved, Rural Residential, 40+ac	5401	Motel to 19 units	9952	Comm - Motel, Rest, Serv Stn
		5402	Motel, 20 to 40 units		
			Motel over 40 units		

Asmt: 503-224-007-000 Tax Year 2019 As Of Date 02/25/2020 Owner's Name GREEN GEORGE JR UM

Code	Description	Rate	Tax Amo...	Pen Amo...	Tax Amo...	Pen Amo...	Asmt Total	Tax Code ...
7	SECURED PROPERTY - \$1	1.000000	\$1,344.57	\$134.47	\$1,344.57	\$134.47	\$2,958.08	\$2,689.14
3400	NIUHSD 2010	0.029000	\$38.99	\$3.89	\$38.99	\$3.89	\$85.76	\$77.98
35510	CR 2005/2007 GO BONDS	0.008000	\$10.76	\$1.07	\$10.76	\$1.07	\$23.66	\$21.52
38150	ARCATA ELEM GO BOND - 2007 REFI	0.068000	\$91.43	\$9.14	\$91.43	\$9.14	\$201.14	\$182.86
54200	ARCATA FIRE TAX 1997	0.000000	\$30.00	\$3.00	\$30.00	\$3.00	\$66.00	\$60.00
54201	ARCATA FIRE ASMT 2006	0.000000	\$132.00	\$13.20	\$132.00	\$13.20	\$296.40	\$264.00
56303	ARCATA STORMWATER DRAINAGE MAINTENANCE FEE	0.000000	\$12.00	\$1.20	\$12.00	\$1.20	\$26.40	\$24.00
58901	ARCATA ESD PARCEL TAX 'MEASURE H'	0.000000	\$29.50	\$2.95	\$29.50	\$2.95	\$64.90	\$59.00

RA 001-035

	Tax Amount 1	Pen Amount 1	Tax Amount 2	Pen Amount 2
Total Taxes	\$1,485.75	\$148.57	\$1,485.75	\$148.57
Total Direct Charges	\$203.50	\$20.35	\$203.50	\$20.35
Total Taxes + Direct Charges	\$1,689.25	\$168.92	\$1,689.25	\$168.92

ASMT Owners Values Tax Codes Taxes Part Pays Four Pays Coll. Refunds R/C Refunds Suppl. Index

1/1 Summary

BOARD OF BARBERING AND COSMETOLOGY

Licensee Name: **Pat Renter**

License Type: **Cosmetologist**

License Number: [REDACTED]

License Status: **CLEAR Definition**

Expiration Date: **December 31, 2009**

Issue Date: **December 27, 1995**

County: **HUMBOLDT**

About The Shop

Wednesday, June 17, 2009

Click here to see if this licensee has any enforcement actions: <http://www.barbercosmo.ca.gov/consumers/action>

Related Licenses/Registrations

No records returned

This information is updated Monday through Friday

Disclaimer

All information provided by the Department of Consumer Affairs on its internet sites, is made available to provide immediate information. The Department believes the information to be reliable in the posting or updating of information. Therefore, the completeness, timeliness, currency, or correct sequencing of the sources of the information, shall be responsible for the use of this information. Other specific disclaimers may be found on the Department's website. All access to and use of this website is governed by the Disclaimers and Conditions of Use of the Department of Consumer Affairs' Disclaimer Information.

Back

Pat Renter is coming up

503-224-007

[REDACTED]

1/23/09 Set-up [REDACTED]

800-015-699

dba HAIR.

After Skidmore files - can probably dead file. -> then

Hair sprouts, Nutter airs

Terrence McNally
EYE BUSINESS EDITOR

Ever since Glen Skidmore passed in September, 2008, his classic, single room barbershop on South G has sat open and vacant. The self-described oldest barber in Northern California was 81, and had been doing the biz of buzz cuts, shaves and trims for over a half century, and for some 45 years out of the white house with the hand-painted barber pole.

While fairly far off the beaten path of foot traffic, Skidmore held a loyal clientele until he closed up shop of the final time.

Dena Pulverman has brought in her own chair, but keeps Skidmore's in a place of honor next to the window. Earlier this month, Pulverman re-opened Skidmore's old shop, changing the name to Hair. ("I just like it," Pulverman says of the title's punctuation).

But the majority of the shop will remain like it was. "I don't really want to change anything because it's such an icon," she says.

Pulverman has been cutting hair in town for years... not anywhere as long as Skidmore, but it's generally been out of other people's shops. Getting Skidmore's old place going again is her first solo venture. Salons offering clients a glass of wine has become popular in the past few years. Pulver-

man is extending the courtesy to her customers with a bottle of beer while they're clipped. *probably a fridge?*

Last weekend was Karen and Jerry Nutter's 50th wedding anniversary, but daughter Lynette has been busy making memories, too. Her recently completed docu-reality show *Wedding Day* premiered last night at 8 p.m. on TNT. Nutter, who runs A Nutter Production out of Ja-





HUMBOLDT COUNTY 2019-2020 PROPERTY TAX BILL
 John Bartholomew, Humboldt County Tax Collector
 825 Fifth Street, Room 125, Eureka, CA 95501

Pay Taxes by Credit Card or E-Check

 Online @ <http://humboldt.gov/tax>
 or Call 855-335-3132
 3rd party processing company will charge a fee

PROPERTY INFORMATION

ASMT NUMBER: 503-224-007-000 TAX RATE AREA: 001-035
 FEE NUMBER: 503-224-007-000 ACRES: 0.14
 LOCATION: 211 G ST
 LIEN DATE OWNER: GREEN GEORGE JR UM




*****SCH 5-DIGIT 95518
 GREEN GEORGE JR UM
 211 G ST
 ARCATA CA 95521

1-0009147
 000020
 000002

IMPORTANT MESSAGES

SEE REVERSE OF THIS STATEMENT FOR IMPORTANT INFORMATION.

Orig. bill date: 09/16/2019
 A copy of your tax bill was requested by:



COUNTY VALUES, EXEMPTIONS AND TAXES

TAX DEPARTMENTS INFORMATION:
 707-441-3020

VALUE DESCRIPTION	ASSESSED VALUES
LAND	137,957
STRUCTURAL IMPROVEMENTS	137,957
HOMEOWNERS EXEMPTION	- 7,000
NET TAXABLE VALUE	268,914

VALUES X TAX RATE (1%) = COUNTY TAXES 2,689.14

VOTER APPROVED TAXES, TAXING AGENCY DIRECT CHARGES AND SPECIAL ASSESSMENTS

PHONE #	DESCRIPTION	ASSESSED VALUES X TAX RATE 1.0000 = AGENCY TAXES
(707) 476-4172	NHUHSD 2010	268,914 0.029000 77.98
(707) 822-0351	CR 2005/2007 GO BONDS	268,914 0.008000 21.52
(707) 825-2000	ARCATA ELEM GO BOND - 2007 REFI	268,914 0.068000 182.86
(707) 825-2000	ARCATA FIRE TAX 1997	DIRECT CHARGE 60.00
(707) 822-5951	ARCATA FIRE ASMT 2006	DIRECT CHARGE 264.00
(800) 273-5167	ARCATA STORMWATER DRAINAGE	DIRECT CHARGE 24.00
	ARCATA ESD PARCEL TAX 'MEASURE H'	DIRECT CHARGE 59.00

TOTAL AGENCY TAXES + DIRECT CHARGES 689.36

1ST INSTALLMENT DUE 11/1/2019 DELINQUENT AFTER 12/10/2019	\$1,689.25	2ND INSTALLMENT DUE 2/1/2020 DELINQUENT AFTER 4/10/2020	\$1,689.25	TOTAL TAXES	\$3,378.50
-----------------------------------------------------------------	------------	---------------------------------------------------------------	------------	-------------	------------

HUMBOLDT COUNTY SECURED PROPERTY TAX STATEMENT FOR IMPOUND ACCOUNTS

2019-2020

ASMT NUMBER: 503-224-007-000
 CURRENT OWNER: GREEN GEORGE JR UM

**YOUR PROPERTY TAX BILL WAS REQUESTED BY AND PROVIDED TO YOUR MORTGAGE COMPANY
 THIS IS A COPY OF YOUR PROPERTY TAX BILL TO KEEP FOR YOUR RECORDS
 IF A MORTGAGE COMPANY IS NOT PAYING YOUR TAXES THEN YOU ARE RESPONSIBLE FOR
 PAYMENT OF YOUR PROPERTY TAXES**

1. If you are responsible look above to the 1st & 2nd Installment amounts and pay the amounts due for each, or both, installments.
2. Send one of these stubs with each installment payment -> make check payable to H.C.T.C.

503224007000120198000001689256200000187817220198

SECTION 1-0310 NONCONFORMING USES, STRUCTURES, SITE CONDITIONS AND LOTS

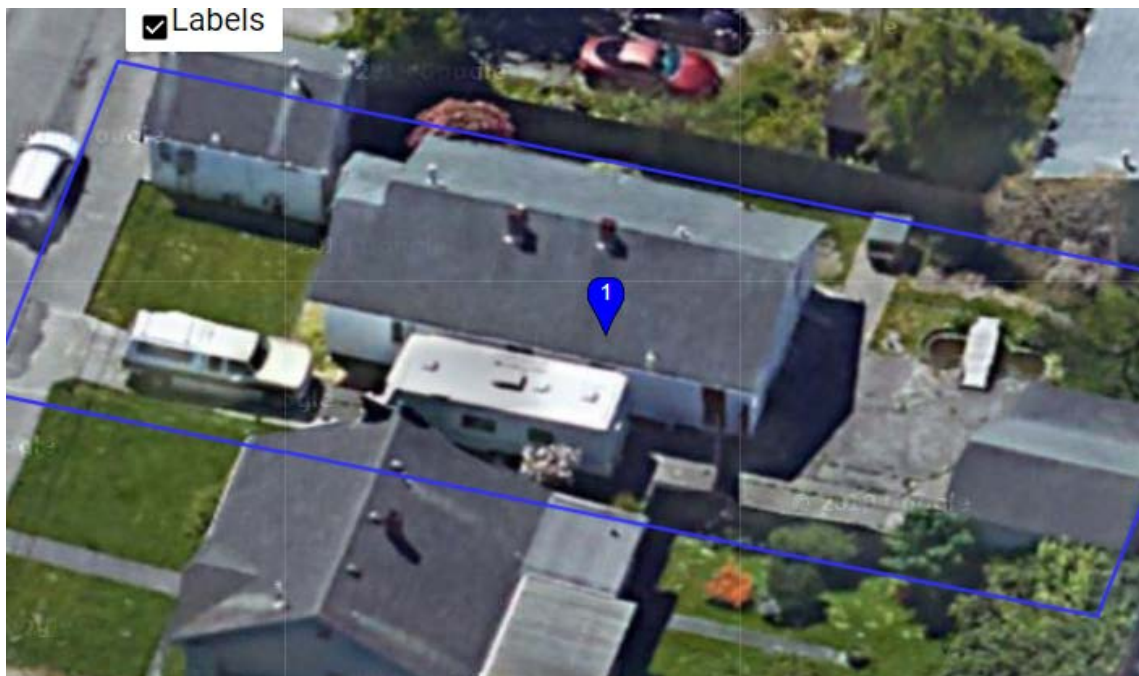
Section 1-0310.1 Definitions.



- (a) Nonconforming Lot. Any lot which was legally created and which legally existed prior to the adoption of zoning requirements with which it does not conform.
- (b) Nonconforming Structures. Any building or other structure which lawfully existed prior to the adoption of zoning requirements for the zone in which it is located and with which it does not conform. Examples include buildings or structures which are nonconforming as to height or setback.
- (c) Nonconforming Use. Any use which lawfully existed prior to the adoption of zoning requirements for the zone in which it is located and with which it does not conform.
- (d) Nonconforming Site Conditions. Site conditions which lawfully existed prior to the adoption of zoning requirements for the zone in which they are located and with which they do not conform. Examples include sites which are nonconforming as to parking, loading, landscaping, or open space.
- (e) Residential Building or Structure. A building or structure containing one or more dwelling units.

Section 1-0310.2 General Provisions.

- (a) Nonconforming signs shall be subject to the requirements of Section 1-0305 SIGNS.
- (b) Lawful use may be continued: Any lawful use of land and/or building or structure existing or under construction at the time that it became nonconforming may be continued except as provided in this section.
- (c) Nothing in this section shall be construed as repealing, abrogating, or modifying any provision of any City ordinance or other regulation, or any other provision of this ordinance, or of law relating to the requirements for construction, maintenance, repair, demolition or removal of buildings.
- (d) Any use existing at the effective date of this ordinance which is listed as a conditional use in the district where it is located, shall be and remain a nonconforming use until a conditional use permit is obtained as provided for in this chapter. The provisions of this section shall also apply to nonconforming uses in zoning districts hereinafter changed and to any territory which is or has been annexed to the City.

Map Satellite





Date: September 8, 2020
To: Board of Directors, Arcata Fire District
From: Justin McDonald, Fire Chief
Subject: Status of Repairs Needed for Fire Apparatus

Background

This item is informational only. This last month several pieces of fire apparatus have been placed out of service. The major reason for all apparatus has been mechanical issues. With five apparatus out of service, the repairs are being triaged based on projected repair costs and need of equipment. Total deferred repairs costs for all apparatus is currently \$63,400.

The following is a list of apparatus currently out of service, identified mechanical issues, and the estimated repair costs:

- Water Tender 8258 has a major leak in the pump. It is likely a failure in a seal around the driveline. It was also noted that the rear dump chute was damaged and pump hand throttle was not working properly. This vehicle has been taken to a specialty repair shop in Sacramento. The initial estimate to repair the vehicle was between \$6,000 and \$10,000. Worse case scenario is that they find corrosion and damage inside the pump which could result in an increase cost, up to \$25,000. No estimate on back in service date.
- E8216 would not drive over 5 mph. It was determined that the throttle assembly was no longer working appropriately and needed to be replaced. The replacement parts are being shipped and a local shop will make the repairs. The estimated costs to repair are \$3000.
- E8211 has a leak in the exhaust manifold. It was also identified that a main seal on the engine is leaking oil and in need of repair. The estimated repair costs are over \$10,000. This vehicle has been placed out of service indefinitely, as the cost to repair it currently outweighs the need to place it back in operation.
- Logistics 8291 has a major oil leak from the front crankshaft seal. The estimated cost to repair is \$5,000. This vehicle has been placed out of service indefinitely. The logistics supplies have been transferred to a pickup truck. The AVFA is looking for a small grant to pay for the repairs.
- Truck 8283 is out of service for multiple reasons. This decision was made based on the severe understaffing of on-duty crews and the concern for rapid assembly of the two-in-two out team, the lack of consistent training and familiarization with this apparatus, recommendations from the truck ops committee, and a few recent accidents involving the truck. Additionally, at the end of August the truck failed its annual certification due to some maintenance issues. The cost of repairs is currently unknown and staff is working with the repair center to figure out the potential costs.

Staff has been communicating with Chief Robertson from Humboldt Bay Fire (HBF) on an “assistance by hire” concept. This agreement would be for a truck response to the Arcata Fire District jurisdiction, from HBF, with their on-duty truck. We felt the agreement should be written similar to the one CalFire uses to pay for using local government equipment. It would likely contain a 2-hour window for mutual aid, with anything over being retroactively billed for the equipment and staffing costs. It was estimated that there would likely be three to five responses a year based on past incidents.

Recommendation

Currently this is information only, however, at the next meeting, or a special meeting if needed, staff will be bring back the draft assistance by hire agreement for Board action. Additionally, the Board will be asked to provide direction to staff on what the District will do with T8283.

- **District Funds Requested/Required**

- No Impact/Not Applicable
- Funding Source Confirmed:
- Other:

Alternatives

The Board has the following alternatives:

1. Take no action
2. With direction, refer the topic back to staff for further consideration

Attachments

None

July 29, 2020

Dear Fire Chief McDonald,

On July 11, I required the services of your Fire Department.

I was hiking the Arcata Ridge Trail, slipped and fell on loose gravel, injuring my ankle. My son hiked out to obtain cell service and called 911. My injury occurred approximately two miles from the trailhead.

Within thirty minutes of receiving the call, two paramedics and firefighters arrived, one firefighter driving an ATV, the others walking. They were able to obtain the ATV and locate access to a service road that was closer to my location.

The care I received from everyone involved was exemplary. I could not have asked for anything better. I had surgery later that day, I had fractured all three bones in my ankle and dislocated the joint. I required eight screws and a plate to put the joint back together.


I wanted to express my gratitude to you and your Department, including the paramedics.

I also wanted you to know that my son, an Arcata resident, informed me that the Arcata City Council did not approve funding for your Department at it's March election. I was shocked to hear that the City Council did not support the vital services you provide to the residents, businesses and large volume of visitors who come to and pass through the area.

I have written a letter to Mayor Winkler and the Council encouraging them to fund you at their next opportunity. My hope is that if the community expresses support for your services, which they should, that the Council will act accordingly and approve the funding you need to continue the critical services you provide.

Again, I thank you and your Department for all that you do and the care that I received. I am very grateful.

Sincerely



Janice P. Funke

HILL-5876 7/11/20
CAMPBELL
LILLARD
SARRIS



COUNTY OF HUMBOLDT
Office of Elections & Voter Registration

2426 6th Street
Eureka, CA 95501-0788
707-445-7481
Fax 707-445-7204

TO: Becky Schuette, Business Manager/Board Clerk
Arcata Fire Protection District
2149 Central Ave
McKinleyville, CA 95519

FROM: Lucinda Jackson, Administrative Analyst

DATE: August 14, 2020

SUBJECT: Presidential General Election on November 3, 2020
Candidacy Results

The Arcata Fire Protection District governing board available seats will not go to election on November 3, 2020, due to an insufficient number of qualified candidates.

Pursuant to Election Code, Section 10515, when the number of qualified candidates filing for a seat equals the number of available seats, those qualified candidates shall be appointed in lieu of election by the Humboldt County Board of Supervisors. The Office of Elections received declarations of candidacy from the following qualified candidates:

Division	Name	Term
1	Blaine Edward Maynor	4 years
3	Randal J. Mendosa	4 years

Notices of appointment in lieu of election will be mailed to the district after the Presidential General Election on November 3, 2020.

Please feel free to contact our office anytime if you have questions.

ATTACHMENT

District Recommendation Form



BOARD OF SUPERVISORS
COUNTY OF HUMBOLDT

825 5TH STREET, ROOM 111
EUREKA, CALIFORNIA 95501 PHONE: (707) 476-2390

August 18, 2020

Justin McDonald, Fire Chief
Arcata Fire District
2149 Central Avenue
McKinleyville, CA 95519

RE: Arcata Fire District Ballot Measure

Dear Chief McDonald:

On behalf of the Humboldt County Board of Supervisors, I am writing in full support of the Arcata Fire District (AFD) ballot measure slated for the November 2020 election. As an unincorporated area, McKinleyville relies on the Arcata Fire District's services to keep the community safe. Without the passage of AFD's upcoming ballot measure, the new state-of-the-art fire station in McKinleyville would remain open only part of time and without full-time firefighter coverage, putting McKinleyville and the larger community at risk.

It is our hope that with increased education by community members and broad support of AFD's services in the North Bay, voters will better understand the importance of this ballot measure and vote to enable AFD to fully open the McKinleyville Fire Station and restore the required staffing levels to keep the McKinleyville fire station open.

Sincerely,

Estelle Fennell, Chair
Humboldt County Board of Supervisors

EF:kh

Local4981

ARCATA PROFESSIONAL FIREFIGHTERS

August 24, 2020

Arcata Fire District Board of Directors
% Becky Schuette, Board Clerk
2149 Central Avenue
McKinleyville, CA 95519

Arcata Fire District Board of Directors,

I would like to commend VLU members Roy Willis and Sophie Levy-Sheon for their actions on August 23 during the Barn Incident. As I am sure the Board is aware, the Barn Incident was a large and complicated incident for our agency particularly at our current staffing level.

This incident had our two engine companies committed for over five hours, not to mention the hours spent back at the station getting engines and PPE back in service. It became clear during the incident that it was not possible to extinguish the 187 tons of hay that was still burning inside the collapsing barn. In circumstances such as this, it is often required to leave resources at scene to maintain a fire watch over the incident and surrounding structures.

When the situation of fire watch became apparent, discussions began as to what the best arrangement was to keep one of our two engine companies at scene. Regardless of the arrangement an engine was going to have to remain at scene overnight for fire watch to protect the remaining structures should an ember escape from the still burning barn.

VLU members Roy Willis and Sophie Levy-Sheon volunteered to stay with the incident overnight so that both engine companies could return to their stations. They allowed both engine companies to be available in their response areas which directly benefits community and firefighter safety. In the truest sense, their action embodied the District's mission of protecting lives, environment and property.

Respectfully,



Anthony Benelisha, President
Arcata Professional Firefighters Local 4981

Thank you so much
for your efforts to
save our way down
on Church Bottom
on 3/23/20. We love
you! Enjoy.

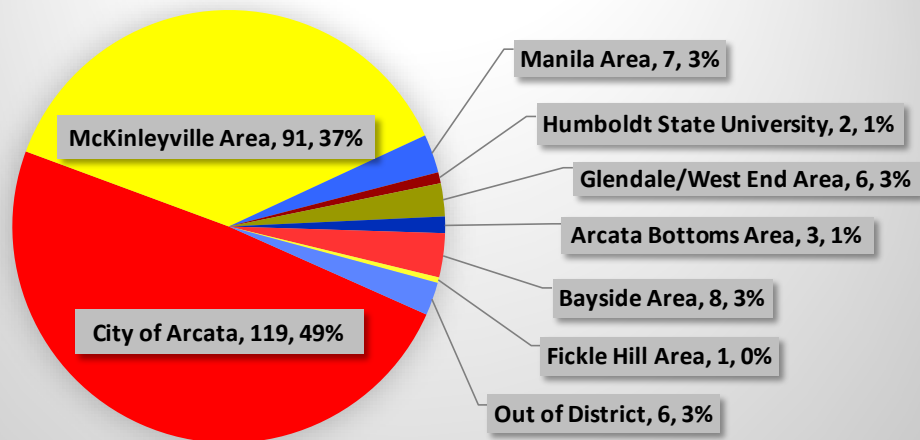
Kathy & David
Henderson

Date: September 8, 2020
To: Board of Directors, Arcata Fire District
From: Justin McDonald, Fire Chief
Subject: Fire Chief's Monthly Report

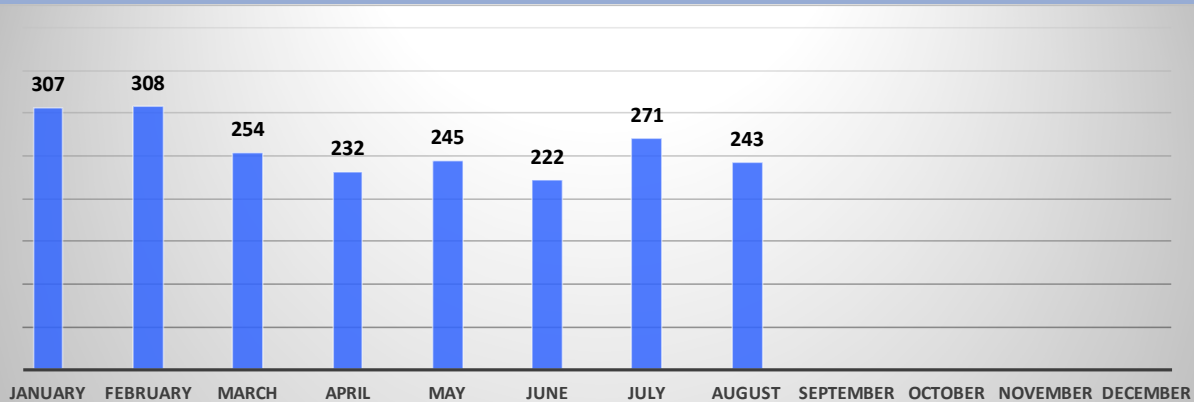
August Incident Activity

INCIDENT COUNT		
Fires	27	11.11%
Overpressure rupture, explosion, overhear - no fire	1	0.41%
Rescue & Emergency Medical Service	121	49.79%
Hazardous Condition (No Fire)	3	1.23%
Service Call	27	11.11%
Good Intent Call	50	20.58%
False Alarm & False Call	14	5.76%
Severe Weather, Natural Disaster, & Other	0	0.00%
TOTAL	243	100.00%

INCIDENT COUNT BY ZONE



ANNUAL INCIDENT COUNT 2020



PRE-INCIDENT VALUE		LOSSES	
\$4,082,469.00		\$1,237,626	
MUTUAL AID			
Aid Type		Total	
Aid Given		3	
Aid Received		5	
OVERLAPPING CALLS			
# OVERLAPPING		% OVERLAPPING	
55		22.63%	
LIGHTS AND SIREN - AVERAGE RESPONSE TIME (Dispatch to Arrival)			
Station	EMS	FIRE	
Arcata	0:07:12	0:08:37	
Mad River	0:04:53	0:12:57	
McKinleyville	0:04:19	0:05:06	
		AVERAGE FOR ALL CALLS	
		0:05:18	

Monthly Operations Report

Major Incidents

- 8/15/2020 Residential Structure Fire 1400 blk Chickadee Ct, McKinleyville
- 8/23/2020 Barn Fire, 800 blk Mad River Road, Arcata
- 8/25/2020 Commercial Structure Fire, 200 blk Bayside Road, Arcata
- 8/27/2020 Barn Fire with exposures, Mad River Road, Arcata

.....

August Overtime Hours - Career staff covered **72 hours** of OT to cover for scheduled time off. On August 21, E8239 was deployed to cover CalFire stations. There was an additional **144 hours** of station backfill from the month.

Training Highlights – 46 hours of training that included EMS refresher, ladders, hose evolutions, Foam, Vent, Enter Search training. VLU team trained on communications and moving equipment to the utility pickup.

Maintenance – 15 hours of station maintenance and upkeep, crews have been focusing on spring-cleaning of the stations and grounds. **19.5 hours** of vehicle and equipment maintenance. In-house vehicle maintenance has a value of \$2438 saved.

Fire Prevention Report

Fire Marshal's Office

Hours worked – **85 hours**

<u>Activity</u>	<u>Count</u> <i>ARF</i>	<i>BLFD/SPFD</i>
Building Projects		
• Project Referrals	2	
• Plan Reviews	5	1
• Building Code Interpretations	3	
Inspections		
• Construction	12	1
• Business License	2	
• State Mandated	0	
• Cannabis Facilities	0	
• Special	0	
Enforcement		
• Hazard Abatement	1	
• Code Enforcement	2	
• Referrals from R1 inspector	0	
Meetings		
• Building Department Pre-app	1	
• General Meeting	1	
○ County Fire Prevention Officers		
• Public Education		
Other		
• Hydrant Flow	2	
• Cannabis Tour	0	
• Misc. Other Event	0	

R1/R2 Inspection Program

Total Hours – **156.5 hours**

<u>Activity</u>	<u>Count</u>
<ul style="list-style-type: none"> • R-Occupancy Inspections <ul style="list-style-type: none"> ▪ Results: 20 full compliance / 18 non-compliant • First Re inspections – 10 locations with 5 full compliance and 5 non-compliant 	22 Sites / 706 Units

Monthly Administrative Report

Dispatch – We continue to have reception issues within the District on County Net. Staff discussed options with CalFire representatives and a possible solution was identified. The Bella Vista repeater site will have a temporary County Net repeater installed. The Humboldt County Chiefs Association (HCFCA) has agreed to pay for the work and equipment to address the coverage.

The District received an email from CalChiefs regarding an email they had received from California Professional Firefighters (CPF). In the email from CPF, they advised that the Local had reached out to them regarding their concern with the cost of CalFire dispatch services increasing. CPF also express their disapproval if the District continues to pursue dispatch services through City Ambulance it would be in conflict with SB438 and set the District up for a protracted fight (presumably with CPF and or the Local). As a reminder, however, SB438 sets forth limitation on who may “911 call process.” a topic which was covered during dispatch discussions at several previous board meetings. Staff is now working with a representative from CalChiefs to further research if they believe we are exempt from the limitation.

At the August HCFCA meeting there was a directive to have the final option for dispatch services made by the October meeting. This would be the time that the Board would need to make a determination if the District stays with the other fire agencies or finds an alternative.

Auto-Aid Agreements – Staff met with the north Humboldt Bay region Fire Chiefs to discuss a modification to the auto aid agreements that are currently in place. The discussion had two elements that were discussed and tentatively agreed upon. First, the agreement would be simplified and all participating agencies would get the “Agency-having-Jurisdiction,” plus the three closest engines to the scene of all structure fires, vegetation fires, and rescues (extrications, over the bank, etc). The second point pertains to station coverage for the District, when our crews are committed. Historically, the Dispatch center has requested neighboring agencies to back-fill. This procedure has now place an unbalanced strain on our neighboring volunteer agencies. In an effort to keep auto aid sustainable, the volunteer agencies will be called to the scene and committed to the incident or be placed on a short delay. Additionally, Chief Robertson has offered to send an HBF engine to cover if our crews are committed on extended incidents. This modification will be put in draft form and sent to all participating agencies. Currently, HBF, Blue Lake, Fieldbrook, are Samoa are committed to this change. We will also be reaching out to Kneeland, Westhaven and the CalFire Trinidad station to see if they are interested in joining the agreement.

Revenue Recovery

Insurance Claims

	Last Month		All Year	
Claims Submitted	3	\$3,226.00	32	\$17,562.00
Payments Received By FRUSA	4	\$3,560.60	15	\$8,104.74
Claims Denied	0	\$0.00	3	\$1,302.00
NON-BILLABLE - (INADEQUATE INFO PROVIDED BY FD)	0	≅ \$0.00	0	≅ \$0.00
Drafts	0	≅ \$0.00	4	≅ \$1,392.00
Non-Billable (Other)	0	-	3	-
In Progress	3	-	17	-

Inspection Fees Paid

Payments This Month
\$450.00 (3 Invoices)
 %

Payments Last Month
\$5,680.00 (27 Invoices)

Payments This Year
\$28,176.25 (162 Invoices)

Payments Last Year
\$42,851.95 (231 Invoices)

Payments This Fiscal Year
\$28,176.25 (162 Invoices)

Payments Last Fiscal Year
\$42,851.95 (231 Invoices)

Billing Status	Count	FD Amount
Open -30	17	\$2413.00
Open -60	4	\$556.00
Open -90	1	\$139.00
Open -90+	0	\$0
Sent to collections	5	\$848.00
<i>Accounts Receivable</i>		\$3956.00



ARCATA VOLUNTEER FIREFIGHTERS' ASSOCIATION

2149 Central Avenue
McKinleyville, California 95519
(707) 825-2000

Date: 09/08/2020
To: Arcata Fire District Board of Directors
From: Arcata Volunteer Firefighters' Association

1. Simpson Family Foundation Grant for \$24,770.62 for Rapid Intervention Packs and Ventilation Fans is still pending.
2. AVFA has been awarded a California Fire Foundation Grant for Wildland Fire Shelters in the amount of \$10,000.
3. Humboldt Area Foundation Grants Awarded: \$5000 for AVFA General Operations. \$15,000 Awarded to the District for Volunteer recruitment in 2021.
4. Coast Central Credit Union: Request for repairs to Logistics 8291 (just under \$5000).
5. McKinleyville Ace ran the "Round up for Arcata Fire" program through the end of August. Funds will be provided to AVFA for AFD needs.
6. WalMart Grant for Classroom Chairs was turned down.
7. Arcata Volunteer Firefighters' Holdings is participating in the Friends of Measure F Committee. VLU / AVFH Board Member Roy Willis is Chair, Suppression / AVFH Treasurer Rod Nakamoto is Treasurer, other AVFH members participating
8. CPR program is back in operation with full Covid precautions.
9. AVFA Board has been meeting by Zoom. May hold AVFA General Meeting in September by Zoom.
10. Continued AVFA VLU and Suppression member participation in recent fires.